

Family and Friends

1

Class Book



Naomi Simmons

OXFORD

Mult-ROM

Family and Friends 1

Class Book



Naomi Simmons

OXFORD
UNIVERSITY PRESS

Scope and sequence



Starter: Hello!

4

Hello. Goodbye. How are you? I'm fine, thank you. What's your name? My name's ...
How old are you? I'm ... Numbers 1–10 Days of the week Colours of the rainbow

		Words	Grammar	Phonics	Skills
1 What's this?	8	School things	What's this? It's a pen.	Initial sounds: <i>a b c d</i> Aa: apple Bb: bird Cc: cat Dd: dog	Reading: a description Listening: identifying objects Speaking: What's this? It's ... Writing: counting words in a sentence, writing about my school things (Workbook)
2 Playtime!	14	Toys	my / your Is this your teddy? Yes, it is. No, it isn't.	Initial sounds: <i>e f g h</i> Ee: egg Ff: fish Gg: goat Hh: hat	R: a poem: 'My favourite things' L: identifying favourite things S: What's your favourite ...? W: dividing sentences into words, writing about my favourite toys (WB)
3 This is my nose!	20	My body	arm / arms This is ... These are ...	Initial sounds: <i>i j k l</i> Ii: ink Jj: jam Kk: kite Ll: lion	R: instructions L: identifying different animals S: describing an animal's features W: identifying full sentences, writing about my body (WB)
Review 1	26				
4 He's a hero!	28	Jobs	She's / He's a teacher. Is she / he a teacher? Yes, she is. No, he isn't.	Initial sounds: <i>m n o p</i> Mm: mum Nn: nurse Oo: orange Pp: pen	R: an autobiography L: identifying people by their jobs S: Is he a doctor? W: capital letters and full stops, writing about my family (WB)
5 Where's the ball?	34	The park	Where's the ball? in / on / under	Initial sounds: <i>q r s t u</i> Qq: queen Rr: rabbit Ss: sofa Tt: teddy Uu: umbrella	R: a puzzle text L: identifying objects by location S: Where's the kite? W: capital letters at the start of names, writing about the park (WB)
6 Billy's teddy!	40	My family	Possessive 's	Initial sounds: <i>v w x y z</i> Vv: van Ww: window Xx: box Yy: yo-yo Zz: zebra	R: a caption story L: distinguishing details S: Who's this? W: question marks, writing about my family's things (WB)
Review 2	46				

		Words	Grammar	Phonics	Skills
7 Are these his trousers?	48	My clothes	<i>This is her / his T-shirt. Are these his socks? Yes, they are. No, they aren't.</i>	The alphabet: the alphabet letter names and their sequence	R: a caption story L: identifying clothes S: <i>What colour are these trousers?</i> W: contractions: 's, writing about my favourite clothes (WB)
8 Where's Grandma?	54	My house	<i>Is she in the kitchen? Yes, she is. No, she isn't. Where are Dad and Billy? Are they in the garden? No, they aren't.</i>	Digraphs: <i>sh</i> <i>shoes</i> <i>sheep</i> <i>fish</i>	R: information on a webpage L: listening for location S: <i>Where are the bedrooms?</i> W: identifying vowels, writing about my home (WB)
9 Lunchtime!	60	My lunch box	<i>I've got two sandwiches. I haven't got my lunch box. an apple (an + a, e, i, o, u)</i>	Digraphs: <i>ch</i> <i>chair</i> <i>teacher</i> <i>chick</i>	R: information texts L: identifying key words S: <i>I've got a banana and a pear ...</i> W: using <i>a</i> and <i>an</i> , writing about my lunch box (WB)
Review 3	66				
10 A new friend!	68	My friends Shapes	<i>He / She's got ... He / She hasn't got ... It's got ... It hasn't got ...</i>	Digraphs: <i>th</i> <i>three</i> <i>bath</i> <i>teeth</i>	R: a descriptive letter L: identifying different friends S: <i>She's got blond hair. Who is it?</i> W: contractions: 's / 've, writing about my friend (WB)
11 I like monkeys!	74	The zoo	<i>I like monkeys. I don't like elephants. They're big. I'm little.</i>	CVC words: <i>a</i> <i>cat</i> <i>man</i> <i>fan</i>	R: a poem: 'What am I?' L: identifying preferences S: <i>It's got four legs. It's black and orange.</i> W: identifying adjectives, writing about animals I like (WB)
12 Dinnertime!	80	Food Drinks	<i>Do you like carrots? Yes, I do. No, I don't. What do you like? I like yogurt.</i>	CVC words: <i>e</i> <i>bed</i> <i>pen</i> <i>red</i>	R: information texts L: identifying food preferences S: <i>What do you like?</i> W: negative contractions: n't, writing about food I like (WB)
Review 4	86				
13 Tidy up!	88	My bedroom Numbers 11 – 20	<i>There's ... There are ...</i>	CVC words: <i>i</i> <i>bin</i> <i>fig</i> <i>tin</i>	R: a descriptive letter L: distinguishing details S: <i>Where are the shoes?</i> W: question marks and full stops, writing about my bedroom (WB)
14 Action Boy can run!	94	Verbs	<i>He can / can't fly. Can he talk? Yes, he can. No, he can't.</i>	CVC words: <i>o</i> <i>dog</i> <i>fox</i> <i>log</i>	R: descriptions L: identifying animals S: <i>It can run. It's brown and big.</i> W: contractions: can't, writing about what I can do (WB)
15 Let's play ball!	100	The beach	<i>Let's + verb</i>	CVC words: <i>u</i> <i>rug</i> <i>jug</i> <i>sum</i>	R: an information poster L: distinguishing details S: <i>Let's play ball!</i> W: identifying verbs, writing about the beach (WB)
Review 5	106				

Lesson One

1 Listen, point and repeat. 🎧 01



Rosy



Tim



Billy






Miss Jones

2 Listen and chant. 🎧 02

Hello, Rosy. Hello, Tim. Hello, everyone.
Hello, Billy and Miss Jones. Come and have some fun!

3 Listen and read. 🎧 03



1 Listen to the story again and repeat. Act.

2 Ask and answer.




Hello. What's your name?

My name's Pete.
What's your name?

My name's Jon.



3 Listen and sing your name.  04

Hello, hello!

Hello, hello,
How are you?
I'm fine, thank you.
I'm fine, thank you.

Hello, hello,
What's your name?


My name's _____.
That's my name.

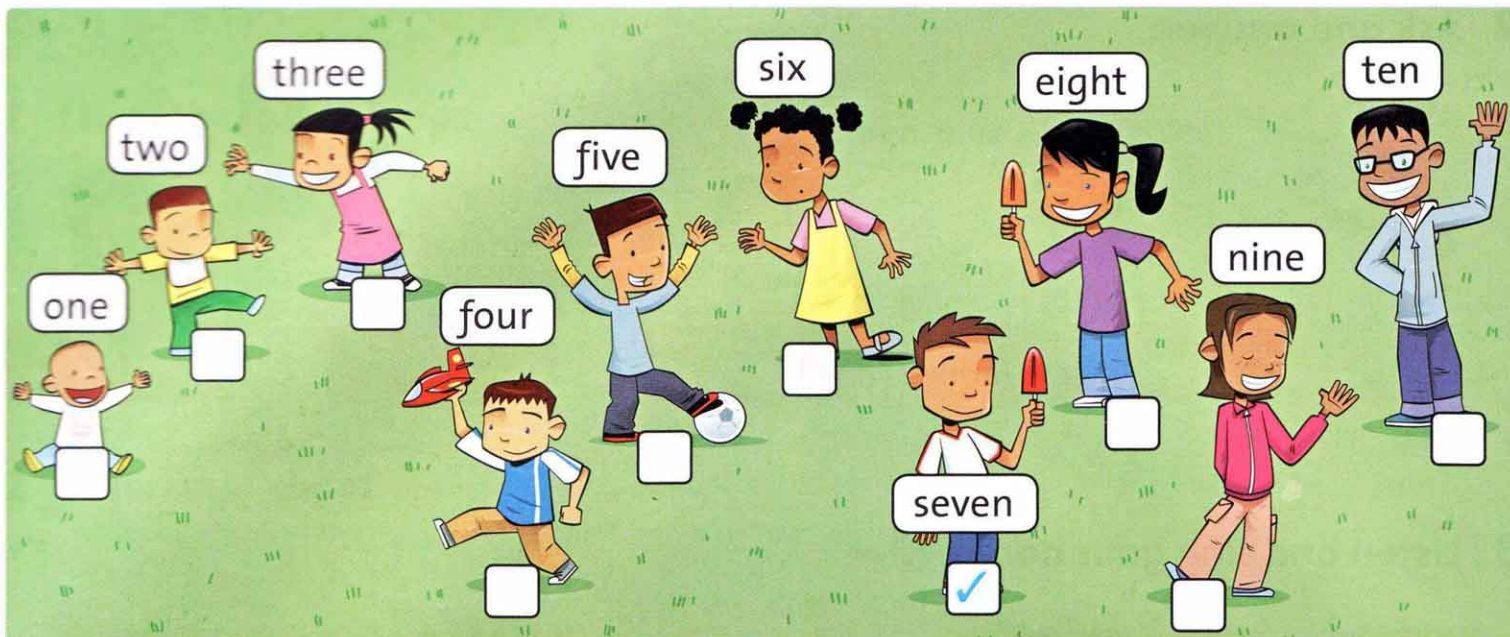
Goodbye, goodbye,
Goodbye to you ...



Lesson Three

1 Listen, point and repeat.  05

2 Listen and tick (✓).  06



3 Look at the picture again. Point, ask and answer.


How old are you?

I'm seven.

4 Listen and point. Listen and chant.  07


May

Sunday					
Monday					
Tuesday					
Wednesday					
Thursday					
Friday					
Saturday					

1 Listen, point and repeat.  08



red



yellow



pink



green



purple



orange



blue

2 Listen and sing.  09

3 Sing and do.

Sing a rainbow!

Red and yellow,
And pink and green,
Purple and orange,
And blue.

I can sing a rainbow,
Sing a rainbow,
Sing a rainbow too.

4 Match.



orange

red

pink

purple

blue

green

yellow

1

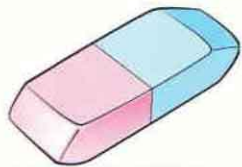
What's this?

Lesson One Words

1 Listen, point and repeat. 🎧 10



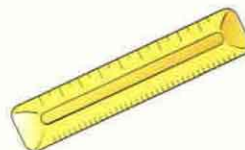
pen



rubber



pencil




ruler



book

3 Listen and read. 🎧 12



- 1 Listen to the story again and repeat. Act.
- 2 Look and say.

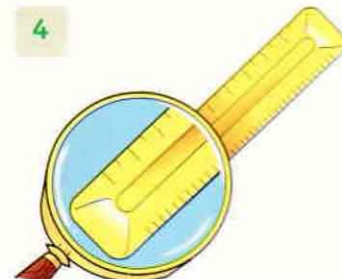

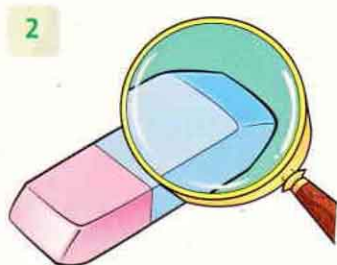
Let's learn!



What's this?
It's a pen.

What's = What is
It's = It is

3 Write.



What's this?
It's a pen.

What's this?
_____ a rubber.

What's this?
_____ a pencil.

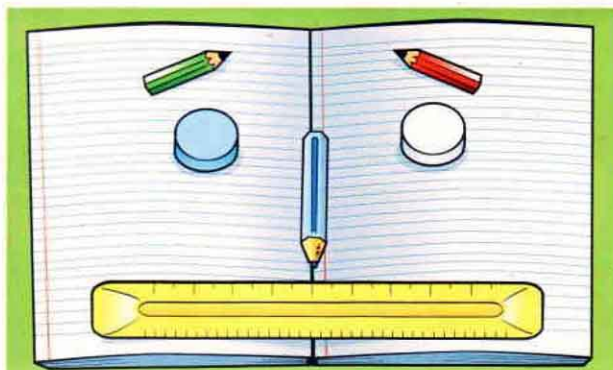
What's this?
_____ a ruler.

4 Point, ask and answer.

pen pencil rubber ruler book

What's this?

It's a pencil.



Lesson Three Song


1 Listen, point and repeat. 13



bag




door



window

2 Listen and sing. 14

3 Sing and do.



Open the book!

What's this?
What's this?
It's a book.
Open the book.
Close the book.





What's this?
What's this?
It's a door ...

What's this?
What's this?
It's a bag ...

What's this?
What's this?
It's a window ...



1 Listen, point and repeat.  15


<p>Aa</p> <p>apple</p> 	<p>Bb</p> <p>bird</p> 	<p>Cc</p> <p>cat</p> 	<p>Dd</p> <p>dog</p> 
---	--	--	---

2 Listen and chant.  16

This is an apple, a, a, apple.
 This is a bird, b, b, bird.
 This is a cat, c, c, cat.
 This is a dog, d, d, dog.

3 Listen to the sounds and join the letters.  17

What has the dog got?



a c b b c c b
 b d a d b d c


4 Read and circle the sounds a, b, c, d at the start of the words.




The cat likes birds.
 The dog likes apples.
 Here's the cat with the bird.
 Here's the dog with the apple.



Reading

- 1 Point to four school things. Say the words.
- 2 Listen and read.  18



1 My name's Emma.
This is my school bag.

2 This is my pencil case.
It's green.

3 And this is my pencil.

4 This is my blue pen.
And this is my pink pen.

5 Look at this! It's a rubber.

6 Can I see your bag?

- 3 Read again. Tick (✓) or cross (x).

1 pencil

2 pen _____

3 book _____

4 ruler _____

5 door _____

6 rubber _____

Listening

1 Listen and tick (✓) the correct picture.  19

1



2



3



4



Speaking

2 Open your bag. Ask and answer.



What's this?

It's a ruler.



Writing

3 Count the words in each sentence.

This is my bag. 4

1 2 3 4

1 This is my pen. _____

2 Look at this. _____

3 Thank you. _____

4 Close the door. _____

5 This is a red pencil. _____

6 Open the window. _____

2

Playtime!

Lesson One Words

1 Listen, point and repeat.  20



doll



ball



teddy





puzzle



car

3 Listen and read.  22



1 Listen to the story again and repeat. Act.

2 Look and say.

Let's learn!



This is **my** bag.



This is **your** doll.



Is this your teddy?
No, it isn't.



Is this your teddy?
Yes, it is.

3 Write.

my your



This is your ball.

This is _____ bag.

This is _____ car.

This is _____ puzzle.

4 Write.

Yes, it is. No, it isn't.



1 Listen, point and repeat.  23



kite



bike



train

2 Listen and sing.  24

3 Sing and do.



Toys, toys, toys, toys!

Toys, toys, toys, toys,
Toys, toys, toys!

This is my big red kite,
My big red kite,
My big red kite.


This is my big red kite,
I love toys!

Toys, toys, toys, toys, ...

This is my big blue bike, ...

Toys, toys, toys, toys, ...

This is my big, green train, ...



1 Listen, point and repeat.  25



2 Listen and chant.  26

I've got an egg, e, e, egg.
 I've got a fig, f, f, fig.
 I've got a goat, g, g, goat.
 I've got a hat, h, h, hat.

3 Listen to the sounds and join the letters.  27

What has the goat got?




4 Read and circle the sounds e, f, g, h at the start of the words.



There's an egg with a yellow hat.
 Look, the goat's got a fig.
 The goat likes figs.



Reading


- 1 Point to an animal and a toy. Say the words.
- 2 Read and listen to the poem.  28

My Favourite...



What's my favourite toy,
My favourite one of all?
Is it my train? Is it my car?
No, it's my **yellow** ball.

What's my favourite colour?
You may like it too.
Is it green? Is it red?
No, it's the colour **blue**.



What's my favourite animal?
It's furry and it's fat.
Is it a dog? Is it a goat?
No, it's a lovely **cat**.


Tom, age 7

- 3 Read again and write.



My favourite toy is a ball .
My favourite colour is _____ .
My favourite animal is a _____ .

Listening

1 Listen and match.  29

Speaking

2 Ask and answer about you.

What's your favourite toy?

It's a ...

What's your favourite colour?

It's ...

Writing

3 Circle the words.

This is my bike.

1 This is my teddy.

2 This is your car.

3 It's your red bike.

4 It's my yellow ball.

5 It's my bag.

6 Close the door.

3

This is my nose!

Lesson One Words

1 Listen, point and repeat. 30



arms



nose



face





legs



ears

2 Listen and chant. 31

3 Listen and read. 32



- 1 Listen to the story again and repeat. Act.
- 2 Look and say.

Let's learn!



one arm



two arms



These are my arms.



This is my nose.

3 Write.

This is


These are



These are my legs.



_____ my arms.



a _____ my face.

b _____ my nose.

c _____ my ears.

4 Circle.



legs / leg



arm / arms



legs / leg




arms / arm

1 Listen, point and repeat.  33




2 Listen and sing.  34

3 Sing and do.



1 Listen, point and repeat.  35


 <p>Ii ink</p>	 <p>Jj jam</p>	 <p>Kk kite</p>	 <p>Ll lion</p>
---	--	--	---

2 Listen and chant.  36


Look at the ink, i, i, ink.
 Look at the jam, j, j, jam.
 Look at the kite, k, k, kite.
 Look at the lion, l, l, lion.

3 Listen to the sounds and join the letters.  37

What has the lion got?



l	i	j	l	i	j	j
k	j	k	j	k	l	i



4 Read and circle the sounds *i, j, k, l* at the start of the words.



The lion's got some jam.
 The lion's got some ink.
 Look! Here is a kite.
 Oops! The lion is a mess.

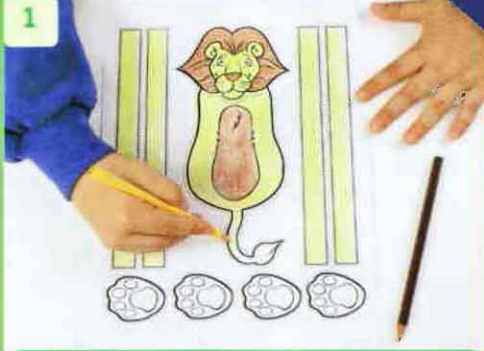


Reading

- 1 Point to parts of the body. Say the words.
- 2 Listen and read.  38



Hi. I'm Tom.
Let's make a paper lion!




1 Colour the face, the body and the legs. Then colour the paws and tail too.



2 Cut out the body. Now cut the face.



3 Fold the tail. Fold the face.



4 Cut out the four legs and paws. Fold the legs.

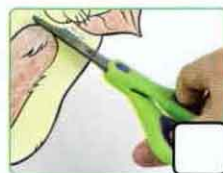
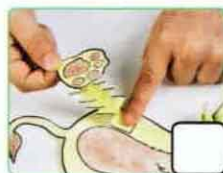


5 Stick the paws on the legs. Stick the legs on the body.







6 Look! It's a lion.

- 3 Read again. Number the pictures in the correct order.



Listening

1 Listen and number.  39

Speaking

2 Look at the pictures again. Ask and answer.

It's brown. The eyes are green.
What is it?

It's a goat.

Writing

3 Circle each sentence. Then count.

I'm Tom. This is my paper toy. 2

This is my paper toy. It's a lion. Colour the face and the body.


Fold the face and the tail. Cut out the four legs.

Stick on the legs and the paws.


How many sentences?

1 Circle the odd-one-out. Write.

1



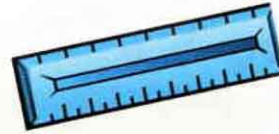
pencil



rubber



eight



ruler

eight

2



car



ears



train



teddy

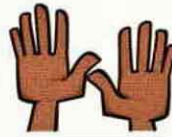
3



book



nose



hands



eyes

4



three



ten




two




bag

5



ball



window



doll



kite

2 Match.

1 What's this?

 c

2 What's your name?

3 How old are you?

4 Is it your pencil?

5 How are you?

a I'm ten.

b Yes, it is.



c It's a teddy.

d I'm fine, thank you.

e My name's Alex.

3 Write.

This is These are your my



4 Read and circle.



1 Is it a kite?

Yes, it is.

No, it isn't.



2 Is it a train?

Yes, it is.

No, it isn't.



3 Is it a ruler?

Yes, it is.

No, it isn't.



4 Is it a puzzle?

Yes, it is.

No, it isn't.

5 Circle.



e c a



l j f



b e a



j g k



e i c



c d e

6 Read and colour.

My work in units 1, 2 and 3 is



OK




Good



Excellent

Lesson One Words

1 Listen, point and repeat.  40

2 Listen and chant.  41



teacher



pupil




housewife

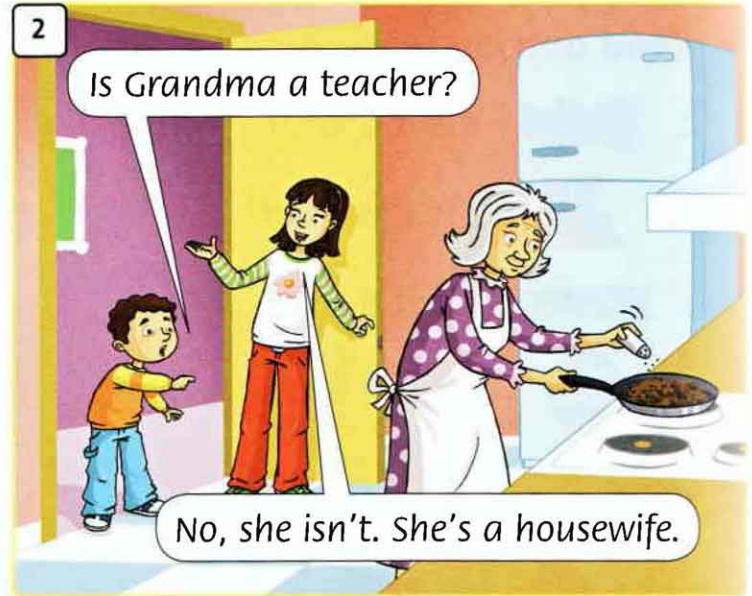



fireman



pilot

3 Listen and read.  42



- 1 Listen to the story again and repeat. Act.
- 2 Look and say.

Let's learn!



She's a housewife.



He's a pupil.



Is she a teacher?
No, she isn't.



Is he a teacher?
Yes, he is.

she's = she is
he's = he is

Write.

He's

She's



She's a housewife.



_____ a pilot.



_____ a fireman.



_____ a pupil.

Say and answer.

She's a housewife.

Number 3.



Is he a teacher? Yes, he is.

Lesson Three Song

1 Listen, point and repeat.  43



doctor



policeman



farmer

2 Listen and sing.  44

3 Sing and do.

Two kind doctors

Two kind doctors
Meet in a lane.
Hello, hello,
What's your name?

How are you?
How are you?
How are you, again?

Two kind policemen ...

Two kind farmers ...

Two kind teachers ...

Two kind pupils ...



1 Listen, point and repeat.  45

Mm

mum



Nn

nurse



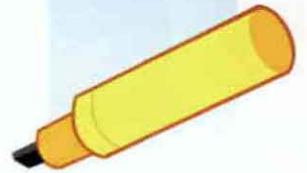
Oo

orange



Pp

pen



2 Listen and chant.  46

This is my mum, m, m, mum.

This is my nurse, n, n, nurse.

This is my orange, o, o, orange.

This is my pen, p, p, pen.

3 Listen to the sounds and join the letters.  47

What has the nurse got?



m

m

n

o

p

o

p



n

n

o

m

m

p

o



4 Read and circle the sounds *m*, *n*, *o*, *p* at the start of the words.



MMy mum is a nurse.

She's got an orange and a pen.

She can eat the orange.

She can write with the pen.



Reading

1 Point to the jobs. Say the words.

2 Listen and read.  48



My name's Milly.
I'm seven.
This is my family.



This is my dad.
He's a fireman.



This is my mum.
She's a nurse.



This is my grandpa.
He's a doctor.



This is me with my
brother. His name's Joe.
He's ten. We're pupils.



We're a happy family.

3 Read again. Write Yes or No.


1 Is Dad a pilot? No


2 Is Mum a nurse?

3 Is Joe seven?

4 Is Milly a pupil?

Listening

1 Listen and number.  49



Speaking

2 Point, ask and answer.

Is he a doctor?

No, he isn't.



... doctor?



... nurse?



... pupil?



... pilot?



... teacher?

Writing

3 Circle the capital letters and full stops.

This is my family.

1 We're pupils.

2 He's a farmer.


3 This is my mum.

4 She's a nurse.

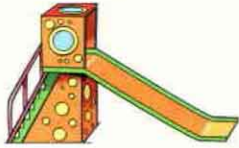
5 We're a happy family.

6 This is my uncle.

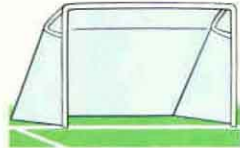
Lesson One Words

1 Listen, point and repeat.  502 Listen and chant.  51

seesaw




slide



net



swing



tree

3 Listen and read.  52

- 1 Listen to the story again and repeat. Act.
- 2 Look and say.

Let's learn!



Where's the ball?
It's **in** the net.



Where's the ball?
It's **on** the slide.



Where's the ball?
It's **under** the seesaw.

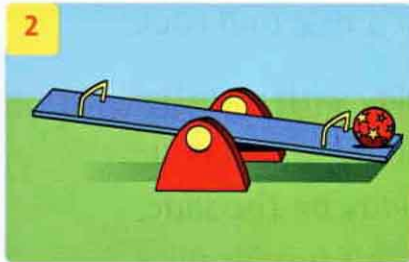
Where's = Where **is**

3 Write.


in on under



It's under the tree.



It's _____ the seesaw.

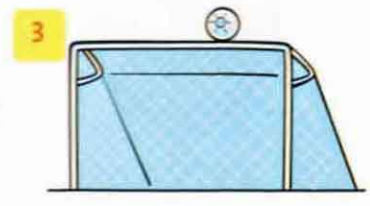
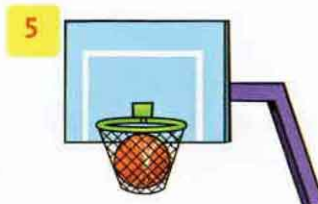
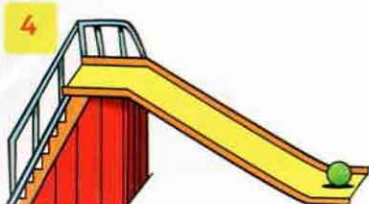


It's _____ the swing.

4 Point, ask and answer.

Where's the ball?

It's under the tree.



1 Listen, point and repeat. 53



pool




ice cream



frisbee

2 Listen and sing. 54

3 Sing and do.



At the park!

At the park,
It's so much fun.
For you, for me, for everyone!

Play on the seesaw,
Play in the pool.
Eat an ice cream,
It's nice and cool.

Play with a frisbee,
Play with a ball.
Play on the slide,
It's fun for all.

At the park,
It's so much fun.
For you, for me, for everyone!



1 Listen, point and repeat.  55

Qq
queen



Rr
rabbit



Ss
sofa



Tt
teddy



Uu
umbrella



2 Listen and chant.  56

Where is the queen? Q, q, queen.

Where is the rabbit? R, r, rabbit.

Where is the sofa? S, s, sofa.

Where is the teddy? T, t, teddy.

Where is the umbrella? U, u, umbrella.

3 Listen to the sounds and join the letters.  57

What has the queen got?



t

s

q

t

r

r

t



q

r

u

s

u

q

u



s

u

t

q

t

s

r



4 Read and circle the sounds q, r, s, t, u at the start of the words.

The queen is on the sofa.

The queen has got a rabbit.

The teddy is on the sofa.

The teddy has got an umbrella.





Reading


- 1 What can you see in the park? Point and say.
- 2 Listen, read and point.  58




Look! This is a park. Can you see the boys and girls in the park?
Where are their toys? Can you help?

1  This is Toby.
His toy is under a tree.
What is it?

2  Her name is Sara.
Can you see her toy?
It is on the slide.

3  His name is Pete.
His toy is in the football net.
Can you see it?

4  This is Anna.
Her toy is under the swing.
What is it?

3 Read again. Match the children and toys.




doll

car

kite

frisbee

Listening

1 Listen and number.  59

Speaking

2 Ask and answer.


Where's the girl?

She's under the tree.

1



2



3



4



5



Writing

3 Circle the capital letters at the start of the names.

This is Tim.

1 My name's Rosy.

2 This is Billy.


3 Look at Billy and Rosy.

4 Good try, Tim.

5 Billy is two.

6 Rosy and Tim are pupils.

Lesson One Words

1 Listen, point and repeat.  60

mum



dad



sister



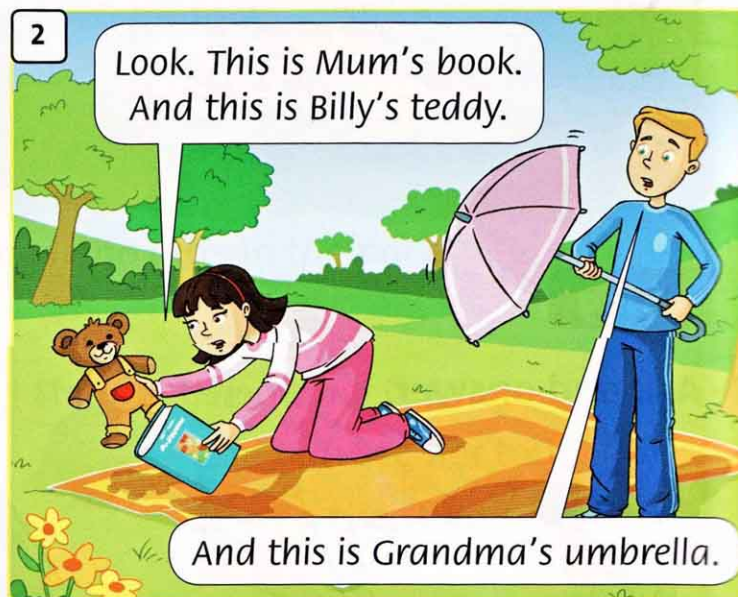
brother



grandma



grandpa

2 Listen and chant.  613 Listen and read.  62

1 Listen to the story again and repeat. Act.

2 Look and say.

Let's learn!



This is Mum's book.



This is Billy's teddy.

3 Follow and write.



Mum



Dad




Rosy



Grandma



Grandpa



It's _____ kite.

It's Mum's book.

It's _____ umbrella.

It's _____ pen.

It's _____ bag.

Lesson Three Song

1 Listen, point and repeat. 63



Here are more people
in my family.



aunt



uncle



cousin

2 Listen and sing. 64

3 Sing and do.

In my family


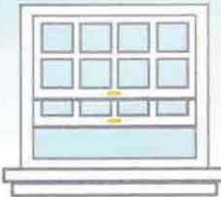
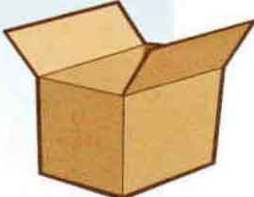


In my family,
In my family,
Lots of love,
For you and for me.

Mum and dad,
Sister and brother,
Grandma and grandpa,
Not like any other.

Aunt and uncle,
And cousins too,
My family helps me,
My family helps you.

In my family, ...

1 Listen, point and repeat. 65

Vv van 	Ww window 	Xx box 	Yy yo-yo 	Zz zebra 
--	--	---	---	---

2 Listen and chant. 66

Here is a van, v, v, van.

Here is a window, w, w, window.

Here is a box, x, x, box.

Here is a yo-yo, y, y, yo-yo.


Here is a zebra, z, z, zebra.

3 Listen to the sounds and join the letters. 67


What is in the van?



x	w	y	z	w	x	z
z	x	v	x	z	w	w
y	v	w	y	v	y	x



4 Read and circle the sounds v, w, x, y, z.



Look out of the window.
 What can you see?
 I can see a zebra in a van.
 And a yo-yo on a box.




Reading


- 1 Point to the boy's family. Say the family words.
- 2 Listen and read.  68




Hi. I'm Oli. Look at my photos of my family at the park.




1
Can you see my sister's kite? Look, it's in the tree.



2
My dad throws a ball. No. The kite's still in the tree.



3
My aunt and uncle are here too. My uncle throws his hat. But still no kite.



4
Now a bird's in the tree. The bird's got the kite.



5
Look at the bird! Thank you, bird.








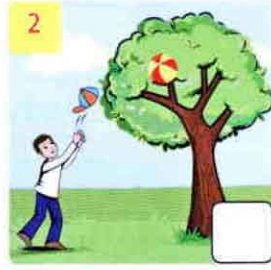


6
And here's my sister with her kite. She's happy now. And my family's happy too.

3 Read again. Write T (true) or F (false).

- | | |
|---|--|
| 1 The family is at the park. <u> T </u> | 2 It is Oli's kite. <u> </u> |
| 3 The kite is in the net. <u> </u> | 4 Oli's sister is happy now. <u> </u> |

Listening

1 Listen and tick (✓) the correct picture.  69




Speaking

2 Point, ask and answer.

Who's this?

It's Oli's dad.



Writing

3 Circle the question marks and underline the sentences.

What's your name? My name's Oli.

1 How old are you? I'm seven.

2 Who's this? It's Oli's aunt.

3 How are you? I'm fine, thank you.

4 What's this? It's a bird.


5 Where's the kite? It's in the tree.

6 Where's Oli? He's at the park.

1 Circle the odd-one-out. Write.

- | | | | | | |
|---|--------|---------|-----------|-----------|----------------|
| 1 | doctor | nurse | frisbee | housewife | <u>frisbee</u> |
| 2 | swing | teacher | seesaw | slide | _____ |
| 3 | aunt | uncle | brother | ice cream | _____ |
| 4 | mum | fireman | policeman | pilot | _____ |
| 5 | net | cousin | tree | pool | _____ |

2 Number the picture.



- 1 sister
- 2 dad
- 3 grandma
- 4 grandpa
- 5 aunt
- 6 uncle
- 7 brother
- 8 cousin
- 9 mum

3 Write.

He's She's



1 He's a doctor. 2 _____ a nurse. 3 _____ a fireman. 4 _____ a pupil.

4 Look at the picture again and write.

- 1 Where's the doll? It's under the toy box.
- 2 Where's the teddy? It's _____ the toy box.
- 3 Where's the ruler? It's _____ the bag.

5 Circle.

1 	2 	3 	4 	5 	6 
p b g	w s z	t l o	w v u	n u m	s r o

6 Read and colour.

My work in units 4,5 and 6 is

 **OK**
   **Good**
    **Excellent**

Lesson One Words

1 Listen, point and repeat. 70



dress



socks



T-shirt





trousers



shorts

3 Listen and read. 72



- 1 Listen to the story again and repeat. Act.
- 2 Look and say.

Let's learn!



This is **her** dress.



These are **his** shorts.



Are these her socks?
Yes, they are.



Are these his trousers?
No, they aren't.


aren't = are **not**

3 Write.

his her



These are her socks.



This is his T-shirt.



This is her dress.

4 Point, ask and answer.

Are these her trousers?

No, they aren't.



... her trousers?



... his shorts?



... his trousers?



... her socks?

Lesson Three Song

1 Listen, point and repeat.  73



shoes



coat



hat

2 Listen and sing.  74

3 Sing and do.



Every day!

Every day,
I put on my socks,
I put on my socks,
Every day.

Every day,
I put on my socks,
I put on my shoes,
Every day.

Every day,
I put on my socks,
I put on my shoes,
I put on my coat,
Every day.

Every day,
I put on my socks,
I put on my shoes,
I put on my coat,
I put on my hat,
Every day.

Goodbye, Mum!



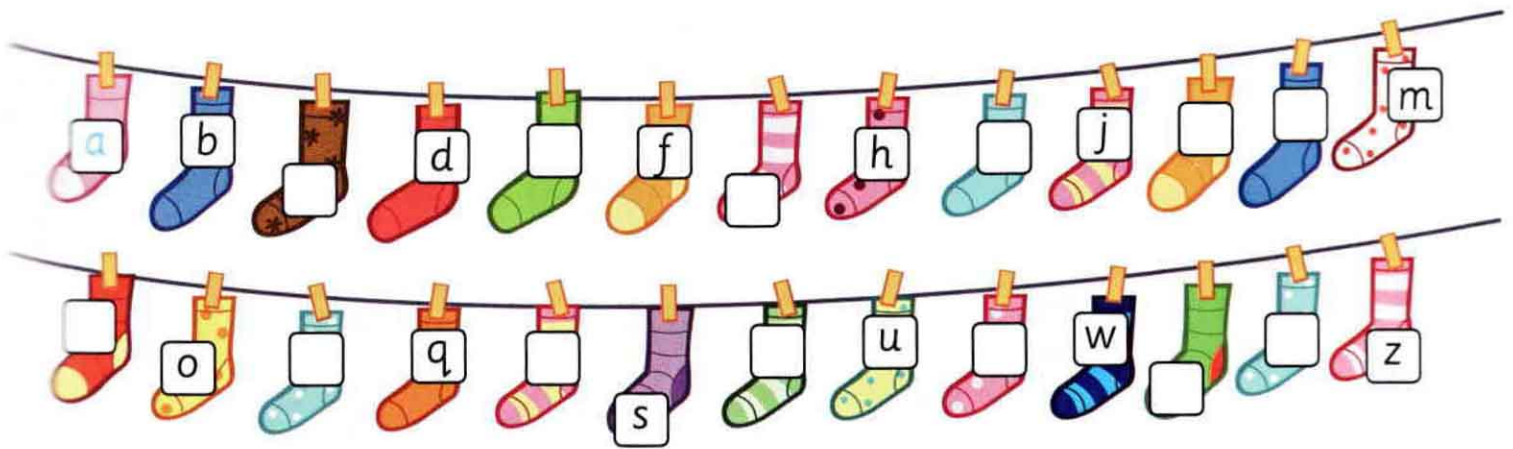
2 Listen and point. Listen and sing.  75

I know my ABC, please sing along with me ...

a b c d e f g h i j k l m n o p
q r s t u v w x y z

I know my ABC, please sing along with me.

2 Write the letters.




3 Look at the pictures. Write the letters.

t y k c r s

h l m v z u



Listening

1 Listen and number.  77 1

Speaking

2 Look at the pictures again. Point, ask and answer.

What colour are these trousers?

They're pink.

What colour is this coat?

It's red.

Writing

3 Circle 's and match.

Where's = Where is

It's = It is

What's = What is

He's = He is

1 What's this?

 d

2 Where's my hat?

3 It's under the seesaw.

4 She's eight.

5 He's my brother.

a Where is my hat?

b She is eight.

c He is my brother.

d What is this?

e It is under the seesaw.

What letter is missing? 's = ___s