


2<sup>nd</sup> Edition

# Family and Friends 4

Workbook




OXFORD

Naomi Simmons

2<sup>nd</sup> Edition

# Family and Friends 4

Workbook



Naomi Simmons

**OXFORD**  
UNIVERSITY PRESS

**OXFORD**  
UNIVERSITY PRESS

Great Clarendon Street, Oxford, OX2 6DP, United Kingdom

Oxford University Press is a department of the University of Oxford.  
It furthers the University's objective of excellence in research, scholarship,  
and education by publishing worldwide. Oxford is a registered trade  
mark of Oxford University Press in the UK and in certain other countries

© Oxford University Press 2014

The moral rights of the author have been asserted

First published in 2014

2018 2017 2016 2015 2014

10 9 8 7 6 5 4 3 2

#### **No unauthorized photocopying**

All rights reserved. No part of this publication may be reproduced, stored  
in a retrieval system, or transmitted, in any form or by any means, without  
the prior permission in writing of Oxford University Press, or as expressly  
permitted by law, by licence or under terms agreed with the appropriate  
reprographics rights organization. Enquiries concerning reproduction outside  
the scope of the above should be sent to the ELT Rights Department, Oxford  
University Press, at the address above

You must not circulate this work in any other form and you must impose  
this same condition on any acquirer

Links to third party websites are provided by Oxford in good faith and for  
information only. Oxford disclaims any responsibility for the materials  
contained in any third party website referenced in this work

ISBN: 978 0 19 480808 8

Printed in China

This book is printed on paper from certified and well-managed sources

#### **ACKNOWLEDGEMENTS**

*Illustrations by:* Adrian Barclay (Beehive Illustration) pp.5, 9, 15, 21, 22 (Lesson  
3 Ex1), 31, 32 (Lesson 3 Ex1), 37, 38 (Lesson 3 Ex2), 43, 44 (Lesson 3 Ex1, Ex2),  
53, 54 (Lesson 3 Ex1), 59, 60, 65, 66, 75, 81, 87, 88 (Lesson 3 Ex1), 97, 98, 103,  
104 (Lesson 3 Ex1), 109, 110 (Lesson 3 Ex1); Kathy Baxendale pp.61, 62, 77;  
Judy Brown pp.26, 48, 70, 92, 114, 122; Simon Clare pp.11, 16, 22 (Lesson 4  
Ex1), 32 (Lesson 4 Ex2), 38 (Lesson 4 Ex1, Ex2), 44 (Lesson 4 Ex1), 51 (Ex5),  
54 (Lesson 4 Ex1), 73 (Ex5), 82 (Lesson 4 Ex1), 88 (Lesson 4 Ex1), 95 (Ex5, Ex6),  
104 (Lesson 4 Ex1), 110 (Lesson 4 Ex1), 117 (Ex4); Steve Cox pp.45, 46, 47,  
84, 111, 112, 113; Liborio Daniele Festa (Beehive Illustration) p.23; Fabiano  
Fiorin (Milan Illustration) pp.18, 19, 34, 35, 56, 57, 85; Paul Gibbs pp.24, 39,  
40, 41, 68, 78, 105, 106, 107; Andrew Hennessey pp.4, 6, 7, 8, 14, 20, 30, 36,  
42, 52, 58, 64, 74, 80, 82 (Lesson 3 Ex2), 86, 89 (Ex1), 90, 96, 102, 108; Kelly  
Kennedy (Sylvie Poggio Artists) p.55; Andy Robb (Beehive Illustration) pp.12,  
13, 28 (Ex1), 29 (Ex4, Ex5), 50 (Ex1), 72 (Ex2), 94 (Ex2), 116 (Ex1); Lesley Vamos  
(Andrea Brown Literary Agency) pp.118.

*Cover illustration by:* James Elston

*Oxford University Press DVD stills:* pp.27, 49, 71, 93, 115

*The Publishers would like to thank the following for their kind permission to reproduce  
photographs and other copyright material:* **Alamy** pp.11 (girl/Edward Parker),  
17 (outdoor concert/Lebrecht Music and Arts Photo Library); **Oxford  
University Press** pp.89 (fruit salad/iStock/studiogi), 100 (fireman/Monkey  
Business Images Ltd); **Shutterstock** pp.11 (beef pho/farbled), 119 (girl feeding  
giraffe/Kairos69).


# Contents


<b>Starter</b>	Back together!	4
<b>Unit 1</b>	The food here is great!	8
	My writing: my eating habits	13
<b>Unit 2</b>	We had a concert	14
	My writing: describing a picture	19
<b>Unit 3</b>	The dinosaur museum	20
	My writing: a webpage about my school trip	25
	Fluency Time! 1	26
	Review 1	28
<b>Unit 4</b>	Whose jacket is this?	30
	My writing: instructions for a sport	35
<b>Unit 5</b>	Go back to the roundabout	36
	My writing: an invitation	41
<b>Unit 6</b>	The best bed!	42
	My writing: a fable	47
	Fluency Time! 2	48
	Review 2	50
<b>Unit 7</b>	Will it really happen?	52
	My writing: expanding notes into a text	57
<b>Unit 8</b>	How much time have we got?	58
	My writing: a letter about my holiday	63
<b>Unit 9</b>	Something new to watch!	64
	My writing: a TV guide	69
	Fluency Time! 3	70
	Review 3	72


<b>Unit 10</b>	I've printed my homework	74
	My writing: how I use a computer	79
<b>Unit 11</b>	Have you ever been ... ?	80
	My writing: a blog entry	85
<b>Unit 12</b>	What's the matter?	86
	My writing: an information leaflet	91
	Fluency Time! 4	92
	Review 4	94
<b>Unit 13</b>	Can you help me?	96
	My writing: an interview	101
<b>Unit 14</b>	We were fishing	102
	My writing: completing a poem	107
<b>Unit 15</b>	Good news, bad news	108
	My writing: the end of a story	113
	Fluency Time! 5	114
	Review 5	116
	Culture	118
	Everyday English phrase bank	121
	Fluency Time! Review	122
	Grammar Time!	124
	Irregular verb list	131
	Dictionary	132


## Lesson One


1 Find and circle the countries in red, the animals in blue, the food in green and the seasons in orange. Write four lists.


1 


8 


10 


12 


14 


16 


2 


9 


11 


13 


15 

3 

5 

4 

6 

7 

w	s	c	r	o	c	o	d	i	l	e	p	a
i	u	b	a	u	s	t	r	a	l	i	a	u
n	s	t	r	m	s	u	m	e	a	t	s	t
t	a	f	l	e	e	s	p	a	i	n	t	u
e	z	e	b	r	a	l	i	e	b	d	a	m
r	l	i	z	a	r	d	p	a	f	c	g	n
s	u	m	m	e	r	l	s	p	r	i	n	g
g	c	u	c	u	m	b	e	r	x	h	j	o

Countries

Russia

---

---

---

---

Animals

---

---

---

---

Food

---

---

---

---

Seasons

---

---

---

---

2 Circle the odd one out. Write a sentence with the circled word.

- 1 mountain / ocean / camera / waterfall I like taking photos with my camera.
- 2 wider / concert / higher / deeper \_\_\_\_\_
- 3 helicopter / motorbike / taxi / museum \_\_\_\_\_
- 4 actor / friendly / clever / worried \_\_\_\_\_
- 5 heavy / bridge / light / hard \_\_\_\_\_
- 6 path / flowers / shout / grass \_\_\_\_\_

### 1 Read and underline the adjectives.

My name's Karen. I'm nine and I've got long hair. I'm usually friendly, but I'm sometimes shy. I like playing chess and drawing pretty pictures.

My dad is tall and handsome. He's also kind and generous. He likes reading funny books and listening to old music.

My mum is always cheerful. She is very clever and wears beautiful clothes.



### 2 Write about you and someone else from your family.

beautiful funny kind cheerful relaxed generous pretty handsome  
clever friendly tall short old young slim fat worried shy

**Me**

My name's \_\_\_\_\_

\_\_\_\_\_

\_\_\_\_\_

\_\_\_\_\_

\_\_\_\_\_

**My** \_\_\_\_\_

His / Her name's \_\_\_\_\_

\_\_\_\_\_

\_\_\_\_\_

\_\_\_\_\_

\_\_\_\_\_

### 3 Write.

a an some

**Mum** What would you like for breakfast?

Would you like <sup>1</sup> some toast?

**Boy** I'd like <sup>2</sup> \_\_\_\_\_ cereal and <sup>3</sup> \_\_\_\_\_  
banana, please.

**Girl** I'd like <sup>4</sup> \_\_\_\_\_ egg, <sup>5</sup> \_\_\_\_\_ bread  
and <sup>6</sup> \_\_\_\_\_ pear, please.







**Mum** Then can you get <sup>7</sup> \_\_\_\_\_ plates,  
<sup>8</sup> \_\_\_\_\_ bowl and spoon and  
<sup>9</sup> \_\_\_\_\_ apron, please!



## Lesson Three

### 1 Look at the table. Answer the questions.

go / party go / cinema ~~visit / aunt~~ do / homework make / cake play / volleyball

	Katie	Carmen and Stuart	Bobby
morning			
evening			

1 What is Katie going to do tomorrow morning?

*She's going to visit her aunt.*

2 What is she going to do tomorrow evening?

3 What are Carmen and Stuart going to do tomorrow morning?

4 What are they going to do tomorrow evening?

5 What is Bobby going to do tomorrow morning?

6 What is he going to do tomorrow evening?

### 2 Find the words that rhyme. Write.

sound toy shark ~~down~~ oil horse paw tall

1 clown brown down

2 house cloud \_\_\_\_\_

3 boy Roy \_\_\_\_\_

4 coin soil \_\_\_\_\_







5 fork sport \_\_\_\_\_

6 straw yawn \_\_\_\_\_

7 ball fall \_\_\_\_\_

8 park farm \_\_\_\_\_

1 Match the times with the clocks.



a It's quarter past two.

d It's ten to six.


b It's five to eight.

e It's half past four.


c It's twenty to three.

f It's twenty-five past nine.


2 Draw or write the time.




It's twenty to seven.




It's \_\_\_\_\_




It's five past two.




\_\_\_\_\_




It's half past eight.




\_\_\_\_\_



It's twenty-five past ten.



\_\_\_\_\_



It's quarter to twelve.



## Lesson One Words

## 1 Read the sentences and number the picture.



- 1 This man takes your order.
- 2 These people eat at the restaurant.
- 3 The clothes that waiters wear.
- 4 You read this to choose your food.
- 5 This woman brings your food.
- 6 Coffee comes in this.
- 7 You eat soup from this.
- 8 Water comes in this.
- 9 You pour water into this.
- 10 You eat your salad from this.

## 2 Write.

bottle customers bowl ~~uniform~~ waiter menu waitress cup glass plate

My parents have got a restaurant and they both wear green

1 uniforms . My mum is the 2 \_\_\_\_\_ and my dad is the  
 3 \_\_\_\_\_. Lots of 4 \_\_\_\_\_ are children and they  
 really like the food. They look at the 5 \_\_\_\_\_ and decide  
 what to order. They can have a 6 \_\_\_\_\_ of soup or a  
 7 \_\_\_\_\_ of pasta. They usually order a 8 \_\_\_\_\_  
 of juice or a 9 \_\_\_\_\_ of water. After dinner, the adults  
 usually have a 10 \_\_\_\_\_ of coffee.



1 Write, using the present simple and present continuous.

**Waitress** You come here every week. You usually <sup>1</sup> eat (eat) pasta and salad.  
But today, you <sup>2</sup> \_\_\_\_\_ (eat) sandwiches and cake.

**Girl** Yes, that's right.

**Waitress** And you always <sup>3</sup> \_\_\_\_\_ (drink) water with your meal. Now you <sup>4</sup> \_\_\_\_\_ (drink) orange juice.

**Girl** Yes ...

**Waitress** And you usually <sup>5</sup> \_\_\_\_\_ (wear) trousers and a T-shirt. Today, you <sup>6</sup> \_\_\_\_\_ (wear) a pretty dress.  
And you normally <sup>7</sup> \_\_\_\_\_ (sit) at that small table by the window. But today, you <sup>8</sup> \_\_\_\_\_ (sit) at the biggest table in the restaurant. Let me guess ... Is it your birthday today?

**Girl** Yes, it is. I'm ten today!

**Waitress** Happy birthday!



2 Read again. Write the sentences.

**Today**

**Usually**

1 (eat) She is eating sandwiches and cake.


2 (drink) \_\_\_\_\_

3 (wear) \_\_\_\_\_

4 (sit) \_\_\_\_\_

She wears trousers and a T-shirt.

3 Look at the pictures and write.



**Harry is ill today.**

1 He usually plays football. But today, he's \_\_\_\_\_.

2 \_\_\_\_\_

3 \_\_\_\_\_

4 \_\_\_\_\_

## Lesson Three Grammar 2

1 Circle the time markers. Write *PC* (present continuous) or *PS* (present simple).

1 I sometimes visit my cousins. PS    2 She's working at the moment. \_\_\_\_\_

3 Today, we're eating at a café. \_\_\_\_\_    4 I never go to school by car. \_\_\_\_\_

5 They're watching TV right now. \_\_\_\_\_    6 He always wears a hat. \_\_\_\_\_

2 Write sentences using the present simple and present continuous.

1 (right now / play volleyball)

Sally is playing volleyball right now.

2 (visit my grandma / always / on Fridays)

3 (read new book / today)

4 (now / walk to school)

5 (in the mornings / listen to radio / rarely)

Peter and Sue \_\_\_\_\_.

## Lesson Four Phonics and Spelling

1 Read the words. Write them in the correct box.

Monday    train    happy    Spain    feet    tray  
leaves    cake    tree    please    key    race

long a

Monday

long e

2 Write a sentence using each word.

1 (train) \_\_\_\_\_



2 (key) \_\_\_\_\_

3 (cake) \_\_\_\_\_

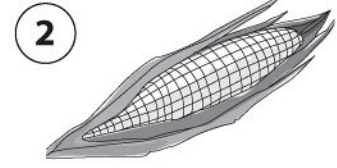
4 (tree) \_\_\_\_\_

### Reading

#### 1 Find and circle the words.



p	a	n	c	a	k	e	s	c
b	t	a	h	m	p	f	a	o
e	o	c	i	o	d	n	l	c
a	a	o	l	i	v	e	s	o
n	s	r	l	x	b	s	u	n
s	t	n	i	z	i	j	l	u
n	o	o	d	l	e	s	p	t



#### 2 Write, using the words above.

- This hot vegetable is green or red. chilli
- Fuul* is made from these. \_\_\_\_\_
- They are green or black. They are used to make \_\_\_\_\_ oil.
- You find this in cereals and Mexican tortillas. \_\_\_\_\_
- They are round and flat. \_\_\_\_\_
- They are long and thin. \_\_\_\_\_
- This fruit is brown and hard on the outside and white on the inside. \_\_\_\_\_
- This is hot, hard bread. \_\_\_\_\_

#### 3 Read the Class Book. Circle the wrong word. Write the correct word.

- Fuul* is mashed bread. beans
- Noodle soup is very popular in Mexico. \_\_\_\_\_
- Pete eats lunch at home. \_\_\_\_\_
- Mariana eats a small breakfast. \_\_\_\_\_
- Abd Allah usually eats bread with rice. \_\_\_\_\_
- Xoi* are balls of rice with eggs. \_\_\_\_\_



### Writing

1 Read the words. Complete the table.

umbrella    toast    coffee    calculator    noodles    ~~soup~~    customer  
 supermarket    plate    fuul    waiter    breakfast    cereal    volleyball  
    vegetable    helicopter

one syllable	two syllables	three syllables	four syllables
soup			

2 Read the text. Add full stops, capital letters, commas and question marks.

### Remember!

- Put a capital letter at the beginning of each sentence and in names, days of the week and the names of places.
- Put a full stop at the end of each sentence.
- Put a comma between the words in lists.
- Put a question mark at the end of a question.

My name's Sasha. My favourite foods are pasta,  
 pizza, salad and chicken. I love pizzas with olives.

i always eat lunch at school i usually have cheese  
 and tomato sandwiches then fruit or a yogurt

during the week my grandma usually cooks dinner at  
 home on wednesdays my grandma goes out and my  
 dad cooks i always help i like cooking do you like cooking

at the weekend we often go to a restaurant for  
 lunch the restaurant is called the food garden

what food do you like



**3 Answer the questions.**

What are your favourite foods? \_\_\_\_\_

Where do you eat lunch? \_\_\_\_\_

What do you usually eat for lunch? \_\_\_\_\_

Who usually cooks at home? \_\_\_\_\_

Do you help? \_\_\_\_\_

Do you sometimes go to a restaurant? \_\_\_\_\_

When do you go? \_\_\_\_\_

What is your favourite restaurant called? \_\_\_\_\_



**My writing**

**4 Write about your food. Use your answers from Exercise 3 to write a paragraph.**

*My favourite foods are* \_\_\_\_\_

\_\_\_\_\_

\_\_\_\_\_

\_\_\_\_\_

\_\_\_\_\_

\_\_\_\_\_

\_\_\_\_\_

\_\_\_\_\_

\_\_\_\_\_

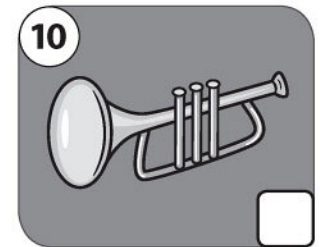

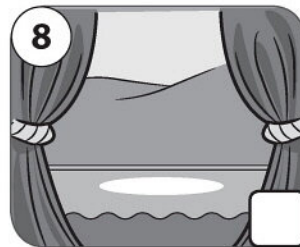
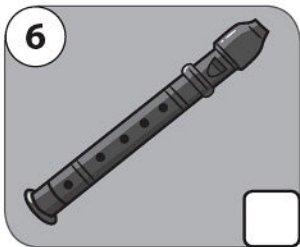


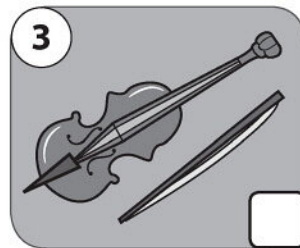


\_\_\_\_\_

\_\_\_\_\_

Now check your punctuation  .  ,  ?  Aa


## Lesson One Words

- 1 Circle the correct words. Then match the words with the pictures.
- People go to hear music at a **concert** / **audience**.
  - You read the **instrument** / **programme** to find out about the concert.
  - At the concert, the children play their instruments on a **stage** / **violin**.
  - The parents come to the concert. They are the **audience** / **instruments**.
  - You play these to make music. They are **programmes** / **instruments**.
  - Henry hits his instrument with sticks. He plays the **recorder** / **drums**.
  - Kate blows a long, thin instrument. She plays the **drums** / **recorder**.
  - Sandra puts her instrument on her shoulder. She plays the **violin** / **trumpet**.
  - Anna loves her **trumpet** / **violin**. When she blows it, it makes a very loud sound.
  - At the end of the concert, all the parents **instrument** / **cheer**.



## 2 Write, using the words above.

My name is Jasmine. We had a <sup>1</sup> concert at our school. The parents were the <sup>2</sup> \_\_\_\_\_ . Each parent had a <sup>3</sup> \_\_\_\_\_ to read. We were on a <sup>4</sup> \_\_\_\_\_. Each child had a musical <sup>5</sup> \_\_\_\_\_. I played the <sup>6</sup> \_\_\_\_\_ and Sam played the <sup>7</sup> \_\_\_\_\_. Monica played the <sup>8</sup> \_\_\_\_\_ and Joe played the <sup>9</sup> \_\_\_\_\_. The parents <sup>10</sup> \_\_\_\_\_ at the end.



1 Look and match the sentences. Underline *was*, *were* and words with *ed*.



- 1 I normally have breakfast in the kitchen.
- 2 My mum usually cooks breakfast.
- 3 We usually walk to school.
- 4 I am usually well.
- 5 I usually go to school.
- 6 I usually play sports after school.

c

- a But yesterday, we were at home all day.
- b But yesterday, we walked to the doctor's.
- c But yesterday, I stayed in bed.
- d But yesterday, my grandpa cooked it.
- e But yesterday, I was ill.
- f But yesterday, I played chess with my grandpa.

2 Write, using the past simple.

**G** Grammar Time page 124

**Jamie's Saturday**

On Saturday, Jamie and his friend Mike <sup>1</sup> played (play) football in the park for two hours. After the game, they <sup>2</sup> \_\_\_\_\_ (be) hungry. They <sup>3</sup> \_\_\_\_\_ (have) their lunch at the park.

After lunch, Jamie <sup>4</sup> \_\_\_\_\_ (be) tired.

They <sup>5</sup> \_\_\_\_\_ (finish) their lunch and <sup>6</sup> \_\_\_\_\_ (walk) home together. At home, Jamie <sup>7</sup> \_\_\_\_\_ (have) a shower

and <sup>8</sup> \_\_\_\_\_ (wash) his hair. Then he <sup>9</sup> \_\_\_\_\_ (watch) TV and <sup>10</sup> \_\_\_\_\_ (tidy) the living room.





## Lesson Three Grammar 2

### 1 Read and circle the time markers. Write Sonia's diary.

It was Sonia's birthday last Saturday.

Four days ago, she had her party and it was great fun. Two days ago, she played in a basketball game at school. Yesterday, she was at school and last night, she had dinner in a restaurant with her family. Today, she's tired but happy.

Friday	_____
Saturday	My birthday!
Sunday	_____
Monday	_____
Tuesday	_____
Wednesday	_____
Thursday	_____
Friday	<b>Today</b>

### 2 Where were you at these times? Write sentences.

- 1 (Yesterday) \_\_\_\_\_
- 2 (Two days ago) \_\_\_\_\_
- 3 (Last Saturday) \_\_\_\_\_
- 4 (Last summer) \_\_\_\_\_
- 5 (Last night) \_\_\_\_\_

## Lesson Four Phonics and Spelling

### 1 Circle the correct spelling.



igh y i\_e



oa ow o\_e



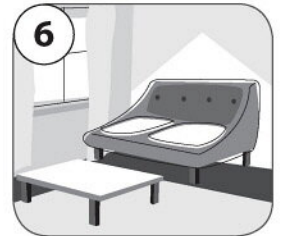
oo ue u\_e



igh y i\_e



oa ow o\_e



oo ue u\_e

### 2 Write a sentence using each word.

- 1 (bike) \_\_\_\_\_
- 2 (cry) \_\_\_\_\_
- 3 (blow) \_\_\_\_\_
- 4 (blue) \_\_\_\_\_
- 5 (light) \_\_\_\_\_
- 6 (room) \_\_\_\_\_

### Reading

#### 1 Order the letters and write the words.

- 1 Fireworks burst above the stadium. ( r u s b t )
- 2 The \_\_\_\_\_ are like two metal plates. ( y c m l s a b )
- 3 When the school concert finishes, we \_\_\_\_\_ our instruments. ( u p c a p k )
- 4 The lights \_\_\_\_\_ on the stage when the band is playing. ( e n h i s )
- 5 The people in the \_\_\_\_\_ play lots of instruments. ( r a s t o r h c e )
- 6 Jim went to a pop concert. It was a \_\_\_\_\_ after passing his exams. ( a r t e t )
- 7 After each \_\_\_\_\_ the audience clapped. ( e p i e c )

#### 2 Write, using the words above.

My dad plays the violin in an <sup>1</sup> orchestra . I love watching his concerts. Sometimes, the orchestra plays in our town. Then, my mum takes me to watch the concert as a special <sup>2</sup> \_\_\_\_\_. My favourite <sup>3</sup> \_\_\_\_\_ of music has a loud drum that bangs, and you think the clouds are going to <sup>4</sup> \_\_\_\_\_. A woman at the back goes crash on the <sup>5</sup> \_\_\_\_\_. They always <sup>6</sup> \_\_\_\_\_ in the sun. After the show, I help my dad <sup>7</sup> \_\_\_\_\_ his violin. Then we go home, feeling very happy!

#### 3 Read the Class Book. Write *T* (true) or *F* (false).

- 1 The orchestra is playing in the park.   T
- 2 There are trumpets and cymbals.
- 3 People don't hear the drums bang.
- 4 The music is very quiet.
- 5 The people clap and sing.
- 6 Fireworks shoot into the sky.



# Skills Time!

## Lesson Six


### Writing

1 Write each word with *ing*. Use the double consonant rules.

- |         |                |        |       |          |       |
|---------|----------------|--------|-------|----------|-------|
| 1 walk  | <u>walking</u> | 2 sit  | _____ | 3 read   | _____ |
| 4 get   | _____          | 5 draw | _____ | 6 swim   | _____ |
| 7 shout | _____          | 8 shop | _____ | 9 listen | _____ |

2 Look at the picture and write the labels.

at the top    on the right    on the left    at the bottom



3 Read the description and write *at the top*, *on the left*, *on the right*, or *at the bottom*.

Today is a very special day. It's our family party. This is a picture of my family in the garden.

1 At the top of the picture you can see the sun shining. It's a lovely day today.

There are lots of birds flying in the sky, too. My mum is <sup>2</sup> \_\_\_\_\_ . She's

bringing a big cake into the garden. <sup>3</sup> \_\_\_\_\_ of the picture is my brother,

Oscar. He's playing the guitar. My sister, Elena, is wearing a long dress and she's singing.

<sup>4</sup> \_\_\_\_\_ of the picture you can see lots of children. They're my cousins.

They're clapping and cheering. Everyone is smiling happily. They're having lots of fun at the party.

- 4 Look at the picture and write *T* (at the top), *B* (at the bottom), *L* (on the left) and *R* (on the right).

sun _____	orchestra _____	blanket _____	cymbals _____	picnic _____
clap _____	torches _____	trumpets _____	drums _____	fireworks _____
violins _____	crowd _____	cheer _____	flutes _____	sandwiches _____



## My writing

- 5 Imagine you are at the concert in Exercise 4. Write a blog entry about the concert. Use the words in Exercise 4 and your own ideas.

⋮
📧
✉
✉

---



---



---



---



---



---



---



---



---



---

## Lesson One Words

## 1 Read and circle the words below.

- 1 You can go to this place to see things from the past.
- 2 The bones inside your body are this.
- 3 These animals lived on earth 46 million years ago.
- 4 A kind of computer that can move and work.
- 5 Everyone in your class is this.
- 6 All of the dinosaurs are this.
- 7 A loud noise that some animals make.
- 8 Something that makes you feel scared.
- 9 People make these to show you what something looks like.
- 10 You make this noise when you are scared.



## 2 Write, using the words above.

Last week, my class went to a <sup>1</sup> museum . We learnt how <sup>2</sup> \_\_\_\_\_ lived. Once, there were lots of dinosaurs, but now they are <sup>3</sup> \_\_\_\_\_. My friend Emma bought a <sup>4</sup> \_\_\_\_\_ of a dinosaur. There were some very big dinosaur <sup>5</sup> \_\_\_\_\_. The teacher pressed a button to make the dinosaur <sup>6</sup> \_\_\_\_\_. It was very <sup>7</sup> \_\_\_\_\_. All the children started to <sup>8</sup> \_\_\_\_\_. But the dinosaur wasn't <sup>9</sup> \_\_\_\_\_. It was only a <sup>10</sup> \_\_\_\_\_.



1 Read and match.

- |                         |                                       |                       |
|-------------------------|---------------------------------------|-----------------------|
| 1 I went to the zoo.    | <input checked="" type="checkbox"/> b | a I didn't see any.   |
| 2 I bought a ball.      | <input type="checkbox"/>              | b I didn't go.        |
| 3 I saw some giraffes.  | <input type="checkbox"/>              | c I didn't hear any.  |
| 4 I ate an ice cream.   | <input type="checkbox"/>              | d I didn't buy one.   |
| 5 I heard the lions.    | <input type="checkbox"/>              | e I didn't eat one.   |
| 6 I drank orange juice. | <input type="checkbox"/>              | f I didn't drink any. |



2 Look at the table and complete the sentences.

**G** Grammar Time page 125

**Our school trips**

	Class 4L	Class 4P
go	museum	theatre
see	Roman things	a play about dinosaurs
buy	pictures	postcards
make	models	theatre programmes
hear	Roman songs	dinosaur robots roaring
eat	fruit	ice cream

**Class 4L**

- (go ✓) Class 4L went to a museum.
- (buy ✗) They didn't buy \_\_\_\_\_.
- (hear ✓) \_\_\_\_\_
- (make ✗) \_\_\_\_\_
- (eat ✗) \_\_\_\_\_

**Class 4P**

- (go ✗) \_\_\_\_\_
- (hear ✗) \_\_\_\_\_
- (make ✓) \_\_\_\_\_
- (buy ✓) \_\_\_\_\_
- (eat ✓) \_\_\_\_\_

## Lesson Three Grammar 2

### 1 Match the questions and answers.



1 Did you go out yesterday?

2 Where did you go?

3 Which one did you go to?

4 What did you buy?

5 Who did you go with?

6 Did you eat in a restaurant?

a

a

Yes, I did.

b No, we didn't. We went home.

c I bought a new coat and hat.

d I went to a clothes shop.

e The one called *Style*.

f I went with my grandma and my cousins.



### 2 Complete the questions and answers.

~~Who~~ What Can Where Which Did

1 Who did you see yesterday?

2 \_\_\_\_\_ did you see them?

3 \_\_\_\_\_ park was it?

4 \_\_\_\_\_ did you do?

5 \_\_\_\_\_ you have a good time?

6 \_\_\_\_\_ I go with you next time?

be park I play you see

I saw Robbie and Simon.

I saw them at the \_\_\_\_\_.

It \_\_\_\_\_ Sunnyside Park.


We \_\_\_\_\_ basketball.

Yes, \_\_\_\_\_ did.

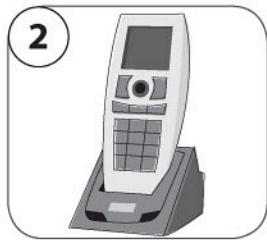
Yes, \_\_\_\_\_ can.

## Lesson Four Phonics and Spelling

### 1 Circle the correct spelling.



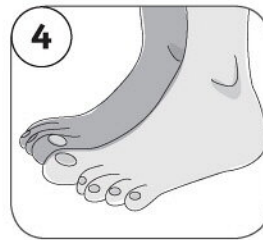
ph f




ph f




ph f



ph f



ph f



ph f

### 2 Write a sentence using each word.

1 (photo) \_\_\_\_\_


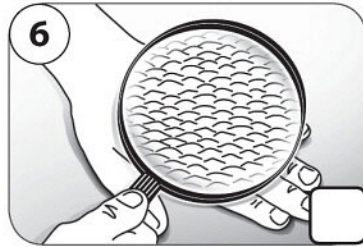




2 (elephant) \_\_\_\_\_

3 (flamingo) \_\_\_\_\_

4 (phone) \_\_\_\_\_

### Reading

1 Match the words with the pictures.



a Earth   b fall / fell   c rock   **d** asteroid   e skin   f pattern   g scientist   h disappear

2 Then write the words in alphabetical order.

asteroid \_\_\_\_\_  
 \_\_\_\_\_

3 Write, using the words above.

Some <sup>1</sup> scientists study space. They look for <sup>2</sup> \_\_\_\_\_ made by the stars.  
 Sometimes, <sup>3</sup> \_\_\_\_\_ fall from other planets and fly through space. These rocks are  
 called <sup>4</sup> \_\_\_\_\_. A big one <sup>5</sup> \_\_\_\_\_ on planet <sup>6</sup> \_\_\_\_\_ 65 million  
 years ago. Some people think this is why the dinosaurs <sup>7</sup> \_\_\_\_\_. Scientists have  
 found dinosaur skeletons, but haven't found any dinosaur <sup>8</sup> \_\_\_\_\_.

4 Read the Class Book. Answer the questions.

- 1 What did dinosaurs eat? Meat or plants.
- 2 When did they disappear? \_\_\_\_\_
- 3 How long was a T-Rex? \_\_\_\_\_
- 4 How many types of dinosaurs were there? \_\_\_\_\_
- 5 No one knows what colour the dinosaurs were. Why not?  
 \_\_\_\_\_  
 \_\_\_\_\_





### Writing

#### 1 Write a full stop or an exclamation mark.

- |   |                                     |
|---|-------------------------------------|
| 1 Gill shouted, "Hurry up <u>!</u> "                              | <input checked="" type="checkbox"/> |
| 2 Mike said, "It was a good day <u>  </u> "                       | <input type="checkbox"/>            |
| 3 The man was angry. He said, "Don't touch the models <u>  </u> " | <input type="checkbox"/>            |
| 4 Sally said, "I watched TV yesterday <u>  </u> "                 | <input type="checkbox"/>            |
| 5 "Mum, Mum, I passed all my tests <u>  </u> " Louise said.       | <input type="checkbox"/>            |
| 6 "Don't be late <u>  </u> " Dad said.                            | <input type="checkbox"/>            |

#### 2 Read the four sentences with exclamation marks again.

Write *F* for feelings or *I* for important instructions.

#### 3 Write these verbs in the past simple.

**V** Irregular verb list page 131

sit	<u>  sat  </u>	be	<u>          </u>	wash	<u>          </u>	sing	<u>          </u>
find	<u>          </u>	go	<u>          </u>	talk	<u>          </u>	walk	<u>          </u>
learn	<u>          </u>	see	<u>          </u>	sleep	<u>          </u>	eat	<u>          </u>

#### 4 Read the webpage and write, using verbs from Exercise 3.

Home

Friends

School

My pictures

Last Tuesday, Class 4A <sup>1</sup>   went   on a school trip to a farm. Early in the morning, we got on a bus outside our school and I <sup>2</sup>                    next to my friend James. On the way to the farm, everyone <sup>3</sup>                    songs together. It was very noisy, but lots of fun!

When we arrived at the farm, the farmer <sup>4</sup>                    about where our food comes from. First, we <sup>5</sup>                    the cows and watched the farmer make cheese from the milk. Next, we collected eggs from the chickens. I <sup>6</sup>                    six! That was great!



At lunchtime, we <sup>7</sup>                    outside. I had sandwiches and crisps. After lunch, we <sup>8</sup>                    in the fields and saw vegetables and corn. Then we went back to school and I <sup>9</sup>                    on the bus. It was a great day!

By Simon. 4A

5 Look at the words about different school trips.  
Write *M* for museum, *F* for farm and *C* for concert.

sheep   F       audience          history          field          stage       
skeleton          model          farmer          music          cows       
drums          pictures          instruments          vegetables          photos     

6 Answer the questions about your school trip.

When did you go? \_\_\_\_\_  
Where did you go? \_\_\_\_\_  
Did you go by bus? \_\_\_\_\_  
What did you see? \_\_\_\_\_  
What did you learn? \_\_\_\_\_  
What did you eat? \_\_\_\_\_  
What did you like? \_\_\_\_\_



### My writing

7 Now write about a school trip for your school website. Use the ideas above.

Home

Classes

Sport

News

---

---

---

---

---

---

---

---

---

---

---

---

---

---

---

---

---

---

---

---

---

---

---

Now check your past simple verbs.

# Fluency Time! ①

## Everyday English

1 Write.

have like without bill some more with can



**Peter** I'd like this pasta \_\_\_\_\_ salad, please. It looks great!

**Waitress** Yes, of course.



**Tilly** Can I \_\_\_\_\_ a cheese sandwich, but \_\_\_\_\_ tomatoes, please?

**Waitress** No tomatoes? OK, that's fine.



**Peter** Can we have \_\_\_\_\_ water, please?

**Waitress** Yes, sure.



**Dad** And \_\_\_\_\_ we have the \_\_\_\_\_ now, please?

**Waitress** Yes, of course.

2 Write sentences, using these words.

1 (pizza / onions) ✓

Can I have this pizza with onions, please?

2 (salad / cucumber) ✗

3 (bowl of soup / bread) ✓

4 (some more / juice) ✓

5 (bill) ✓

**1 Find the mistake. Write the correct sentence.**

1 Tom wants a salad with fries.

Tom wants a sandwich with fries.

2 Anna wants a salad with onions.

\_\_\_\_\_

3 Anna wants some more water.

\_\_\_\_\_

4 Tom's mum asks for the menu.

\_\_\_\_\_

**2 Order the words to make sentences. Match.**

1 sandwich / like / please / fries / this / I'd / with

I'd like this sandwich with fries, please.

2 fine. / Yes. / you. / That's / Thank

\_\_\_\_\_

3 juice / I / please / some / Can / more / ? / have

\_\_\_\_\_

4 please / ? / we / have / And / bill / can / the


\_\_\_\_\_

**3 Talk with a friend. Order food in a restaurant.**

*Can I have this salad without onions, please?*

*Yes, sure. That's fine.*

1 Read the underlined words. Write them in the correct box.



The dinosaur moved!



The audience cheered after the performance.



Scientists cannot find dinosaur skin.



Cymbals shine in the sun.



I bought a model at the museum.



The waiters always wear uniforms.

Verbs

moved

Nouns

2 Write, using the present simple, past simple or present continuous.

- 1 Yesterday, she ate (eat) sandwiches, but today, she's eating (eat) pasta.
- 2 I usually \_\_\_\_\_ (go) to the cinema, but today, I \_\_\_\_\_ (go) to the park.
- 3 Last week, we \_\_\_\_\_ (buy) a kitten, and this week, we \_\_\_\_\_ (play) with it.
- 4 I always \_\_\_\_\_ (make) cakes with my mum, but today, my brother \_\_\_\_\_ (help).

3 Circle the odd one out.

- 1 rock asteroid Earth fall
- 2 yesterday concert last week two days ago
- 3 bottle salad cup bowl
- 4 toast coconut burst chilli
- 5 plants usually never always
- 6 went saw made trumpet

4 Write.


eat noodles    play piano    go theatre    ~~help mum~~    buy coat    play volleyball



1 (always) He always helps  
his mum.




2 (today) \_\_\_\_\_



3 (yesterday) \_\_\_\_\_



4 (last year) \_\_\_\_\_



5 (sometimes) \_\_\_\_\_



6 (right now) \_\_\_\_\_

5 When did you do these things? Write sentences.



1 \_\_\_\_\_  
2 \_\_\_\_\_  
3 \_\_\_\_\_  
4 \_\_\_\_\_

**My work**

My favourite story in Units 1–3 is \_\_\_\_\_

My favourite song in Units 1–3 is \_\_\_\_\_

My favourite unit in Units 1–3 is \_\_\_\_\_


I need to practise \_\_\_\_\_

**My work in Units 1–3 is**



## Lesson One Words

## 1 Read the sentences and number the picture.



- 1 You wear these to go running.
- 2 A prize for winning.
- 3 Someone playing a sport is a ...
- 4 A group of footballers who play together.
- 5 To move a ball with your foot.
- 6 When the ball goes into the net, you ...
- 7 You hold this when you play tennis.
- 8 This is a bag you wear on your back.
- 9 You wear this over your T-shirt.
- 10 Player 2 has ...

## 2 Write, using the words from the picture above.

Yesterday, we had a sports competition at school. I played football. There were two <sup>1</sup> teams : red and blue. There were five <sup>2</sup> \_\_\_\_\_ in each team. I played for the reds. I had my sports things in my <sup>3</sup> \_\_\_\_\_ on my back. I took off my school shoes and put on my <sup>4</sup> \_\_\_\_\_. It was cold, so we had to wear our sports <sup>5</sup> \_\_\_\_\_.

The score was Red Team 1, Blue Team 0, so my team <sup>6</sup> \_\_\_\_\_. I <sup>7</sup> \_\_\_\_\_ for the red team. My friend Jamie passed me the ball. Then I <sup>8</sup> \_\_\_\_\_ it hard and it went in the net.

We also played tennis and volleyball in the sports competition. But I didn't play tennis because I didn't have my tennis <sup>9</sup> \_\_\_\_\_. I left it at home.

At the end of the competition, the children in the red team got a <sup>10</sup> \_\_\_\_\_.

## 1 Read and circle.

1 I can't find **my** / **mine** racket.

3 Which rucksack is **your** / **yours**?

5 Don't touch that! It's **my** / **mine**.

2 Yes, she won. The trophy is **her** / **hers**.

4 **Her** / **Hers** jacket is red and white.

6 That's not our ball. This one's **our** / **ours**.

## 2 Write, using a possessive pronoun.

1 This is your water bottle.

*It's yours.*

2 This is my jacket.

3 This is my dad's basketball trophy.

4 This is Lucy's rucksack.

5 These are our trainers.

6 These are their rackets.

## 3 Write, using possessive pronouns.



Abby, Liz, Sidney and Kate went to the park.

Abby took the trainers out of the rucksack. She put on the blue ones.

"These ones are <sup>1</sup> mine," she said.

Then she gave the green ones to her sister Liz.

"These trainers are <sup>2</sup> \_\_\_\_\_," she said.

"Now where's Sidney?" she said. "These white trainers are <sup>3</sup> \_\_\_\_\_."

"And are these pink trainers Kate's?" asked Liz.

"Yes, they're <sup>4</sup> \_\_\_\_\_," said Abby.

Sidney and Kate were kicking a ball with some friends. "We haven't got a ball,"

said Sidney. "But this ball is <sup>5</sup> \_\_\_\_\_. They say we can borrow it."

"That's great," said Abby. "Do they want a frisbee? They can borrow <sup>6</sup> \_\_\_\_\_."



## Lesson Three Grammar 2

1 Circle the adverb in each sentence. Underline the verb that goes with the adverb.

- 1 The teams walked onto the court **quiet** / **quietly**.
- 2 Henry's parents watched the match. They cheered **loud** / **loudly**.
- 3 Henry punched the ball very **carefully** / **careful**.
- 4 The other team played **badly** / **bad**. All the players were very tired.
- 5 They didn't run fast. In fact, they ran quite **slow** / **slowly**.
- 6 Henry's team won the volleyball game. They played very **good** / **well**.



2 Now answer the questions, using adverbs.


- 1 How did the teams go onto the court? They walked quietly.
- 2 How did the parents cheer? \_\_\_\_\_
- 3 How did Henry punch the ball? \_\_\_\_\_
- 4 How did Henry's team play? \_\_\_\_\_
- 5 How did the other team play? \_\_\_\_\_
- 6 How did the other team run? \_\_\_\_\_

## Lesson Four Phonics and Spelling

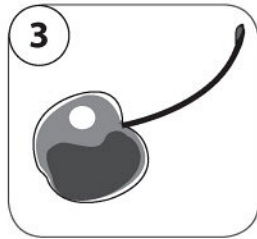
1 Complete the words with *ll* or *rr*.



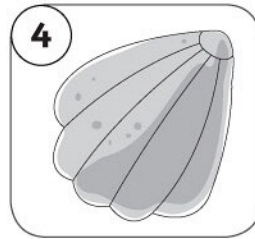
bell



mi or



che y



she



ca ot



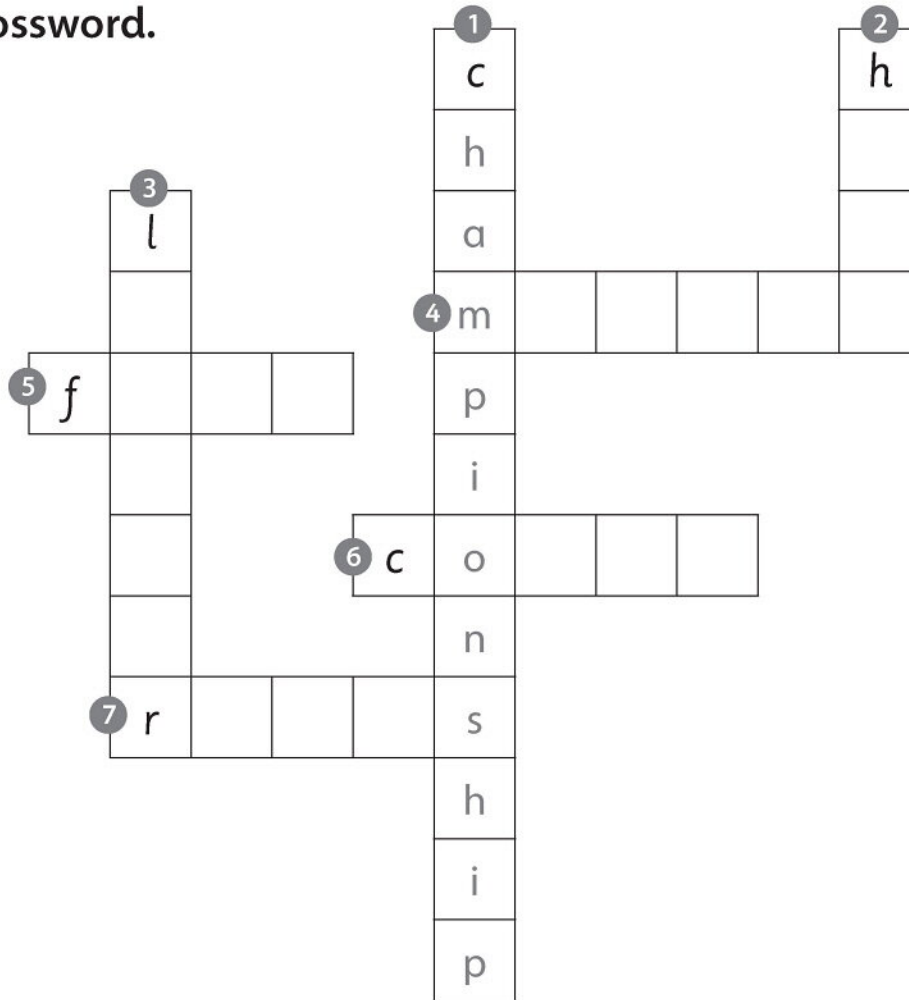
sme

2 Write a sentence using each word.

- 1 (smell) \_\_\_\_\_
- 2 (mirror) \_\_\_\_\_
- 3 (carrot) \_\_\_\_\_
- 4 (shell) \_\_\_\_\_
- 5 (bell) \_\_\_\_\_
- 6 (cherry) \_\_\_\_\_

### Reading

1 Complete the crossword.



#### Down

- 1 An important sport competition.
- 2 A player ... a tennis ball with a racket.
- 3 Material used to make gloves or shoes.

#### Across

- 5 People who love to watch their favourite sport.
- 4 When players win competitions, they get these.
- 6 The place where people play tennis or basketball.
- 7 The ... of the game say that you mustn't touch the ball.

2 Read the Class Book. Circle the wrong word. Write the correct word.

- 1 Football started in France. Tennis
- 2 They hit the ball with their feet. \_\_\_\_\_
- 3 Later, people started wearing a leather shoe. \_\_\_\_\_
- 4 People started to play tennis inside in 1873. \_\_\_\_\_
- 5 The last winner at Wimbledon was Spencer Gore. \_\_\_\_\_
- 6 The first tennis balls were leather. \_\_\_\_\_

### Writing

1 Write ' in the correct places.

- 1 This player's bag is green.
- 2 Look at this bird. Its wings are really beautiful.
- 3 Janes team won at basketball.
- 4 The schools new football team is playing tonight.
- 5 The boys jacket is red and yellow.
- 6 Do you like my new bike? Its a racing bike.
- 7 King Henry VIIIs favourite palace was Hampton Court.
- 8 Tennis rackets were invented in the 16th Century.

2 Read the instructions and write.

throws    net    court    hits    match    point  
             rackets    four    run    ~~trainers~~

### How to play tennis

- You wear sports clothes and <sup>1</sup> trainers.
- You go to a tennis <sup>2</sup> court. People usually play tennis outside, at a sports centre or tennis club.
- You can play with two or <sup>3</sup> four players. The players (or pairs of players) stand on opposite sides of the <sup>4</sup> net.
- The players all have tennis <sup>5</sup> rackets.
- The first player <sup>6</sup> throws the ball into the air, then <sup>7</sup> hits it with the racket. The players hit the ball to each other across the net.
- The players have to <sup>8</sup> run very fast to hit the ball.
- When a player can't hit the ball and it lands in the court, the other player usually wins a <sup>9</sup> point.
- The player with the most points wins the <sup>10</sup> match.
- Tennis matches can last for different lengths of time.



3 Write the rules for football and basketball in the correct boxes.

mustn't touch the ball with hands      throw the ball into the hoop      bounce the ball  
 90 minutes      ~~pitch~~      11 players      48 minutes or more      court

**Football** 

pitch

---


kick the ball

---

score goals: kick the ball in the net

---

game over after: \_\_\_\_\_

**Basketball** 

---

5 players

---

mustn't kick the ball

score points: \_\_\_\_\_

---

game over after: \_\_\_\_\_

 **My writing**

4 Choose a sport and write the instructions. You can choose a sport from Exercise 3 or use your own ideas.

**How to play** \_\_\_\_\_

---



---



---



---



---



---



---



---



---




---

## Lesson One Words

## 1 Read and circle.

**Woman** Excuse me. Is Summerside Primary School this way?

**Man** Let me look at my <sup>1</sup> **map** / **roundabout** .

No. It isn't this way. First, you have to <sup>2</sup> **go back** / **go right**  to the supermarket.

Then <sup>3</sup> **turn left** / **go straight on** .

When you get to the <sup>4</sup> **traffic lights** / **roundabout** ,

you must <sup>5</sup> **turn right** / **go back** .

When you get to the <sup>6</sup> **roundabout** / **traffic lights** ,

then you have to <sup>7</sup> **turn left** / **go back** .

Look. Here's the school, opposite the

<sup>8</sup> **petrol station** / **roundabout** .

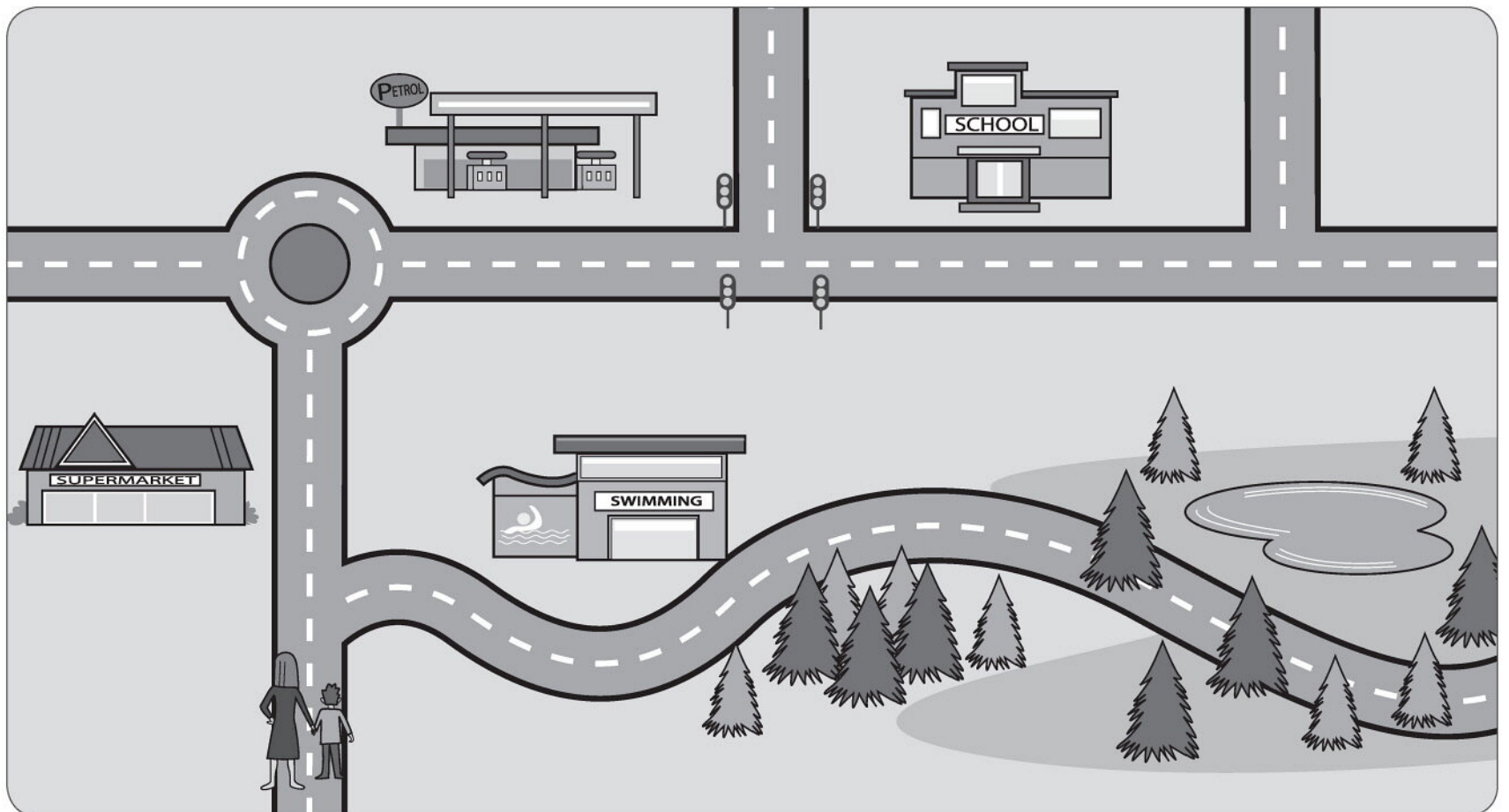
**Woman** Thank you. I must <sup>9</sup> **go back** / **hurry**.

I don't want to be late for the school concert.


**Man** Goodbye. Don't <sup>10</sup> **get lost** / **turn left**.



## 2 Read again. Now draw the route on the map.



1 Write. have to has to had to



The light is on red.  
The cars have to wait.



When it rained, we \_\_\_\_\_ put up umbrellas.



Now he is older, he \_\_\_\_\_ help his granddad.



They \_\_\_\_\_ run fast if they want to catch the bus.




I don't \_\_\_\_\_ do any homework in the holidays!



Yesterday, she \_\_\_\_\_ take a test to go to the new school.

2 Look at the map. Write four directions to explain how to get to the station.

straight on on your right go past turn right turn left in front



- 1 Go straight on.
- 2 \_\_\_\_\_
- 3 \_\_\_\_\_
- 4 \_\_\_\_\_
- 5 \_\_\_\_\_

## Lesson Three Grammar 2

### 1 Match the questions and answers.

1 Why are you late?

b

a Because I didn't buy any.

2 Why didn't it ring?

b Because my alarm clock didn't ring.

3 Why didn't it have batteries?

c Because the shop was shut.

4 Why didn't you buy any?

d Because it didn't have batteries.

5 Why was the shop shut?

e Because yesterday was a holiday.

### 2 Write a question with *Why* and an answer with *Because* for each picture.

happy    won    read    tired



Why are you tired?




## Lesson Four Phonics and Spelling


### 1 Complete the words with *c* or *ck*.



music\_\_



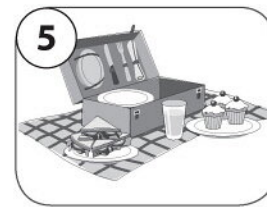
du\_\_




clo\_\_



plasti\_\_




picni\_\_



ne\_\_

### 2 Look at the pictures. Write a sentence using each word.




\_\_\_\_\_

\_\_\_\_\_



\_\_\_\_\_

\_\_\_\_\_



\_\_\_\_\_

\_\_\_\_\_



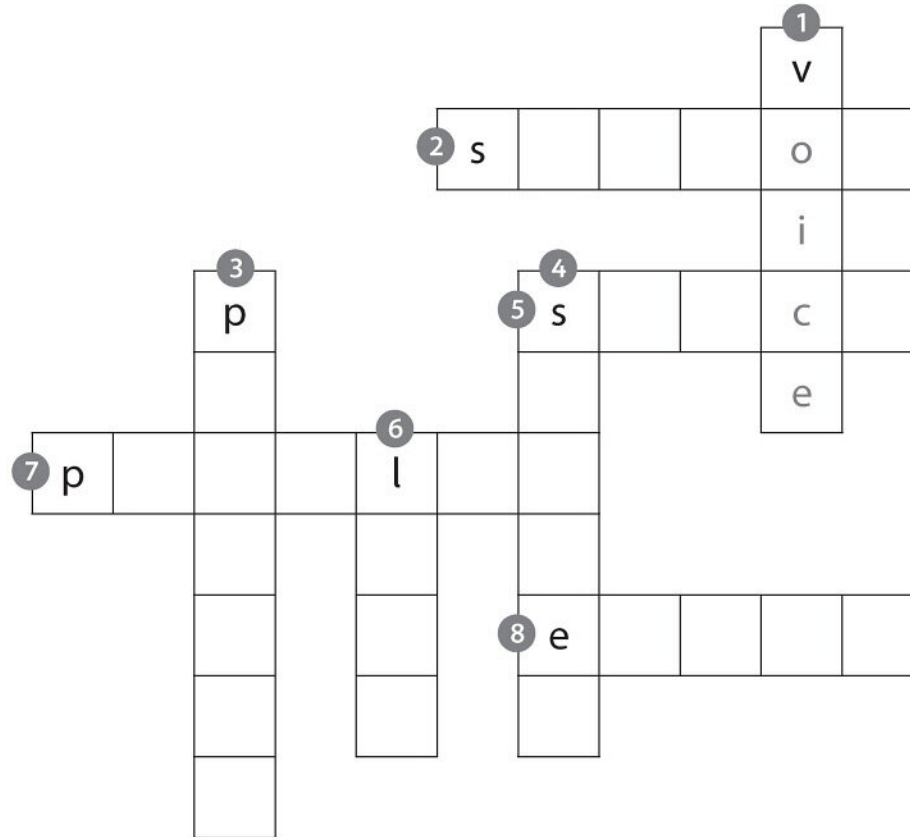


\_\_\_\_\_

\_\_\_\_\_


### Reading

#### 1 Complete the crossword.

##### Down



##### Across



#### 2 Write, using the words above.

- You shouldn't touch the computer screen.
- The winners of the match lifted their trophy high above their heads.
- You can make the puppet move using a stick on its back.
- You use your voice to talk or sing.
- You can make a shadow with your hands, a bright light and a white wall.
- We saw a play yesterday. There weren't any actors; just puppets.
- When something special happens, like a concert, we call it an event.
- This song is very popular right now. All my friends like it.

#### 3 Read the Class Book. Circle the correct words.

- The puppets move with a **stick** / straw / finger.
- The stick is on the puppet's **legs** / head / back.
- The theatre is **cold** / light / dark.
- You see the shadow on a **puppet** / screen / TV.
- You lift up your thumb to make the tiger's **eyes** / ear / mouth.



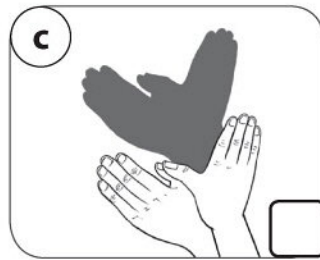






### Writing

1 Underline the imperative verbs. Put the pictures in the correct order.

- 1 Turn on a bright light.
- 2 Stand in front of a white wall or screen.
- 3 Don't put your body in front of the light.
- 4 Put your hands in front of the light and make a shape with them.
- 5 Move your hands to make the shape move.



2 Read the invitation and underline the imperative sentences.

Dear *Thomas*,

Come to *Jamie's* party on *Saturday 23rd April*.

It is a shadow puppet party. We are going to watch a shadow puppet show. Then we are going to have a picnic lunch. After lunch, we are going to make our own shadow puppets. It's going to be lots of fun!

Come to the *Central Theatre* at 2 o'clock.

The *Central Theatre* is near the station. Go to the station. Go straight on.

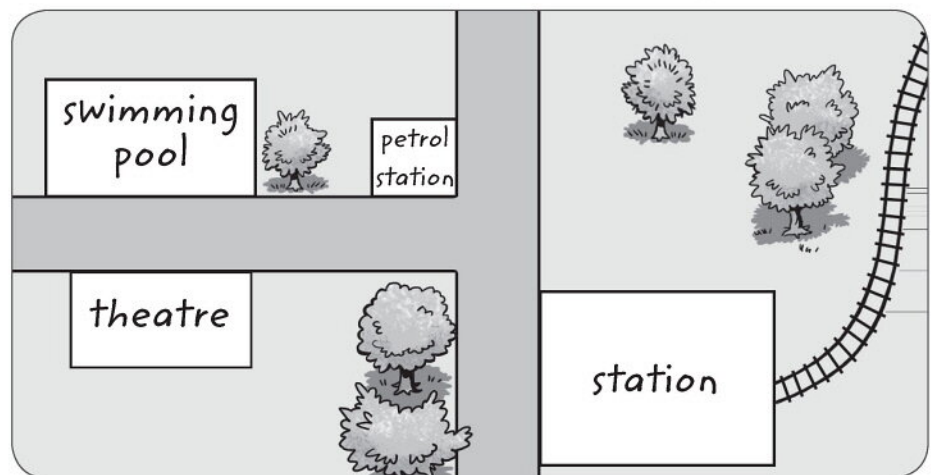
Turn left at the petrol station.

The theatre is on the left, opposite the swimming pool.

Bring this invitation to the party.

Please phone *my mum* to say if you can come: 0287365.

Best wishes,  
*Jamie*



3 Now read the invitation again and draw the route from the station to the theatre.

- 4 You are having a party. Choose the kind of party from the words in the box. Then answer the questions.

theatre	picnic	swimming	cinema	making things	
games	sports	fancy dress	restaurant	farm	zoo

When is the party? \_\_\_\_\_

What will you do at the party? \_\_\_\_\_

Where is the party? \_\_\_\_\_

What time does it start? \_\_\_\_\_

What time does it finish? \_\_\_\_\_

What do your friends need to wear? \_\_\_\_\_

What do your friends need to bring? \_\_\_\_\_



## My writing

- 5 Write a party invitation and draw a map. Use your answers in Exercise 4.

---

---

---

---

---

---

---

---

---

---

---

---

---

---

---

---

---

---

---

---

---

---

---

---

Now check the imperative verbs.

## Lesson One Words

## 1 Read and circle the words below.

- 1 This is hard and shiny. Coins are made of this.
- 2 Things made from wood are this.
- 3 Metal is like this.
- 4 It changes its shape if you sit on it.
- 5 It doesn't cost a lot of money.
- 6 You need a lot of money to buy this.
- 7 When a bed or chair makes you feel relaxed, it is this.
- 8 Something that looks new.
- 9 When something is broken, you need to do this.
- 10 If you jump on a chair, it can \_\_\_\_\_.



## 2 Write, using the words above.



Susanna has a desk and chair in her bedroom. Yesterday, her chair <sup>1</sup> broke. Her parents cannot <sup>2</sup> \_\_\_\_\_ it, so they are buying a new chair today. Susanna likes wood, so she wants a <sup>3</sup> \_\_\_\_\_ chair. Her dad prefers <sup>4</sup> \_\_\_\_\_ because it is stronger. But Susanna thinks that metal is too <sup>5</sup> \_\_\_\_\_. She thinks the wooden one will be more <sup>6</sup> \_\_\_\_\_.


Susanna likes things that are new, so she wants a <sup>7</sup> \_\_\_\_\_ chair. There is a modern, wooden chair, but it is £70 and her mum thinks this is too <sup>8</sup> \_\_\_\_\_. There is a metal chair for £30, which is quite <sup>9</sup> \_\_\_\_\_. Mum shows Susanna a cushion to put on the chair, to make the chair <sup>10</sup> \_\_\_\_\_. Susanna likes her new chair and cushion very much.

## 1 Circle the adjectives that have two or more syllables.

comfortable hard soft popular modern expensive big  
generous relaxed young pretty difficult old dry

2 Read and circle.  Grammar Time page 126

The computer game is the <sup>1</sup> **most** / **least** expensive toy. The MP3 player is <sup>2</sup> **less** / **more** expensive than the computer game and <sup>3</sup> **bigger** / **smaller** than the computer game. But it is <sup>4</sup> **less** / **more** expensive than the frisbee. The frisbee is the <sup>5</sup> **least** / **most** expensive toy and also the <sup>6</sup> **biggest** / **smallest**.



## 3 Write.

My name's Billy and I have two sisters and two brothers: Sandy, Maria, Thomas and Henry. Sandy is <sup>1</sup> older (old) than Maria. But Maria is <sup>2</sup> \_\_\_\_\_ (generous) and always shares her toys. Henry is <sup>3</sup> \_\_\_\_\_ (young) than Thomas. But Henry is <sup>4</sup> \_\_\_\_\_ (friendly) than his brother and <sup>5</sup> \_\_\_\_\_ (relaxed). Thomas is <sup>6</sup> \_\_\_\_\_ (quiet) than his brother. They are all different, but I like them all in different ways.



## 4 Write about you.

**My school subjects**

1 (easy) My easiest subject is \_\_\_\_\_ 2 (difficult) \_\_\_\_\_

**My family**

3 (tall) \_\_\_\_\_ 4 (short) \_\_\_\_\_

**My friends**

5 (old) \_\_\_\_\_ 6 (kind) \_\_\_\_\_

**My toys**

7 (expensive) \_\_\_\_\_ 8 (new) \_\_\_\_\_

## Lesson Three Grammar 2

### 1 Write the teams in order, best first.

Greenfield school has six football teams. The blue team is good. The red team is better than the blue team.

The green team is the best of all.

The orange team is bad. The purple team is worse than the orange team.

The yellow team is the worst of all.

### Greenfield school football league

1 The green team

2 \_\_\_\_\_

3 \_\_\_\_\_

4 \_\_\_\_\_

5 \_\_\_\_\_

6 \_\_\_\_\_



### 2 Which DVDs would you like to watch? Write them in order.



1 (good) \_\_\_\_\_

2 (better) \_\_\_\_\_

3 (the best) \_\_\_\_\_

4 (bad) \_\_\_\_\_

5 (worse) \_\_\_\_\_


6 (the worst) \_\_\_\_\_

## Lesson Four Phonics and Spelling


### 1 Complete the words with c or g.




\_\_city



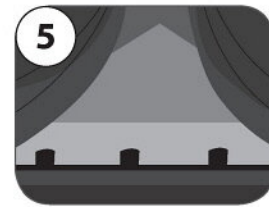
ca\_\_e



ri\_\_e



\_\_iraffe



sta\_\_e



dan\_\_e

### 2 Write a sentence using each word.

1 (city) \_\_\_\_\_

2 (page) \_\_\_\_\_





3 (giraffe) \_\_\_\_\_

4 (dance) \_\_\_\_\_

### Reading

#### 1 Match the words with the pictures.

a worry   b dig   c lazy   d enormous   e thick   f share   g generous   h prepare



#### 2 Write, using the words above.

- 1 When something is very, very big, it is enormous.
- 2 When someone doesn't want to work or study, the person is \_\_\_\_\_.
- 3 It is important to \_\_\_\_\_ your toys so that everyone can play.
- 4 If something is under the ground, you have to \_\_\_\_\_ to get it out.
- 5 When there are lots of pages in a book, the book is \_\_\_\_\_.
- 6 A child who gives their toys to others is \_\_\_\_\_.
- 7 When you \_\_\_\_\_ about things, it's hard to sleep.
- 8 You have to \_\_\_\_\_ for school, for example, get your school bag ready.

#### 3 Read the Class Book.

Circle the wrong word. Write the correct word.

- 1 It was a rainy day. sunny
- 2 The ant was tired and cold. \_\_\_\_\_
- 3 The ant was preparing food for the summer. \_\_\_\_\_
- 4 In winter, the grasshopper tried to find snow. \_\_\_\_\_
- 5 The snow was very thin. \_\_\_\_\_
- 6 Next year, the grasshopper must prepare for spring. \_\_\_\_\_



### Writing

#### 1 Write the plural words.

person woman ~~foot~~ tooth sheep fish

- 1 My shoes are too small for my feet.    2 I brush my \_\_\_\_\_ twice a day.  
3 I can see three \_\_\_\_\_ in the river.    4 There are six \_\_\_\_\_ in my family.  
5 Wool comes from \_\_\_\_\_.    6 There are two \_\_\_\_\_ in the shop.

#### 2 Read the story of *The Boy who Cried Wolf*.

<sup>1</sup> \_\_\_\_\_ He didn't go to school. He looked after sheep every day. He worked in the mountains and saw no one. Nothing much ever happened and he was very bored.

One day, he ran down the mountain to the market in the nearby village and shouted, "Help! Help! Wolf, wolf! A wolf is going to eat the sheep!" The people ran up the mountain to help the boy. But there was no wolf.

"It's a joke! There isn't really a wolf," said the boy, laughing. The people from the village were very angry with the boy. <sup>2</sup> \_\_\_\_\_ The next day,

a wolf really did come to the mountains. The boy was very scared, so he ran to the village to find help. Again he shouted, "Help! Help! Wolf, wolf! A wolf is going to eat the sheep!" But this time, no one helped the boy.

"There isn't really a wolf," they said, laughing.  
"You are telling lies!" No one believed the boy and he started to cry. <sup>3</sup> \_\_\_\_\_



### Remember!

#### A good story needs

*A beginning* – this describes the people and the place

*A middle* – this describes the action

*An end* – this describes how it finishes





#### 3 Where are these sentences from? Write them in the correct spaces above.

They didn't laugh at his joke.    The wolf ate all the sheep.    Once there was a boy.

4 Read and put the pictures in the correct order.

*The Girl and the Snake*

- 1 once a girl garden / girl bored / mum kitchen
- 2 girl shouted help / snake in garden
- 3 mum ran to garden / no snake
- 4 mum angry / didn't laugh
- 5 next day / saw real snake by feet / girl shouted help
- 6 mum stayed house / said no snake / don't tell lies



## My writing

5 Now write the story of *The Girl and the Snake*, using the words in Exercise 4.

Once there was a girl in her garden. The girl was bored.

---

---

---

---

---

---

---

---

---

---

---

---

---

---

---

---

---

---

---

---

---

---

---

---

Remember you need a beginning, a middle and an end. Check your paragraphs, too!



# Fluency Time! ②

## Everyday English

### 1 Order the dialogue.

Hi. Can I speak to Gaby, please?

Hello. This is 638721.  1

It's Sandra here.

I'm coming, Grandma.

Yes, of course. Who's calling, please?

Hold on a minute, please.

Gaby. It's Sandra on the phone for you.

### 2 Write.

It's speak ~~Hello~~ please you calling here Hold on



**Mum** Hello

**Peter** Hello. Can I \_\_\_\_\_ to Alif, \_\_\_\_\_?



**Mum** Yes, of course. Who's \_\_\_\_\_, please?

**Peter** \_\_\_\_\_ Peter \_\_\_\_\_.



**Mum** \_\_\_\_\_ a minute, please.

**Peter** OK, thanks.



**Mum** Alif. The phone. It's for \_\_\_\_\_!

**Alif** I'm coming, Mum! Thanks.



1 Complete the sentences. Match with the pictures.

1 It's Anna here. a

2 \_\_\_\_\_ on a minute, please. \_\_\_\_\_

3 Sara! It's \_\_\_\_\_

4 Can I \_\_\_\_\_ to Tom, please? \_\_\_\_\_



2 Put the sentences in the correct order.

- Hold on a minute, please.
- Yes. Who's calling, please?
- Sara. It's for you!
- Hello.
- It's Anna here.
- Can I speak to Sara, please?



3 Talk with a friend. Act out a phone call.

Can I speak to Harry, please?

Yes. Who's calling, please?

1 Read the underlined words. Write them in the correct box.



I won a trophy last week.



This bed is hard.




My new chair is very comfortable.



In basketball, you have to bounce the ball.



His toy broke, but it was very cheap.



Turn left at the roundabout.

Verbs

won

\_\_\_\_\_

\_\_\_\_\_

\_\_\_\_\_

\_\_\_\_\_

Adjectives

\_\_\_\_\_

\_\_\_\_\_

\_\_\_\_\_

\_\_\_\_\_

Nouns

\_\_\_\_\_

\_\_\_\_\_

\_\_\_\_\_

\_\_\_\_\_

2 Circle the odd one out.

1 bounce ladder catch throw

2 left right straight on early

3 repair cheap expensive modern

4 map dig prepare move

5 traffic light petrol station lazy roundabout

6 shadow late puppet screen

3 Complete the sentences with *had to* or *have to*.

1 Yesterday, I had to go home from school early because I was ill.

2 To get to the shop, you \_\_\_\_\_ turn right at the traffic lights.

3 He didn't do well in his homework and \_\_\_\_\_ do it again.

4 When they are at the roundabout, they \_\_\_\_\_ turn left.

4 How do you do these things? Answer the questions using adverbs.

How do you play football? I play football well.

1 How do you run?  
(fast / slow) \_\_\_\_\_

2 How do you swim?  
(good / bad) \_\_\_\_\_

3 How do you sing?  
(loud / quiet) \_\_\_\_\_

4 How do you do your homework?  
(careful / not careful) \_\_\_\_\_

5 Read and complete

ll ck rr c



1 I ate ca rr ots and  
che ck ies.




2 I'm at the beach  
looking for she lls  
on the ro cks.



3 At one o'clo ck,  
the teacher rang  
the be ll.



4 Tomo rrow, I will  
read my comi ck  
after school.



5 The du ck had  
a long ne ck.



6 There was musi ck  
at the picni ck.

My work

My favourite story in Units 4–6 is \_\_\_\_\_

My favourite song in Units 4–6 is \_\_\_\_\_

My favourite unit in Units 4–6 is \_\_\_\_\_


I need to practise \_\_\_\_\_

My work in Units 4–6 is



## Lesson One Words

1 Read the sentences and number the picture.



- 1 Go from one place to another.
- 2 These people travel in space.
- 3 Things that will happen later, not now.
- 4 It's long and thin and carries astronauts.
- 5 The Earth is one.
- 6 A big ship that travels around in space.
- 7 These travel above the Earth. They help us to use mobile phones and TV.
- 8 We can see this at night time from Earth.
- 9 It gives us light and keeps us warm.
- 10 They shine in the night sky.

2 Write, using the words from the picture above.

In the <sup>1</sup> future , you won't have to be an <sup>2</sup> \_\_\_\_\_ to <sup>3</sup> \_\_\_\_\_ in space. Long, thin <sup>4</sup> \_\_\_\_\_ will take off from Earth with people inside. Or some people will travel in big <sup>5</sup> \_\_\_\_\_. The people will look out of the windows and see the big round <sup>6</sup> \_\_\_\_\_, and lots of little shining <sup>7</sup> \_\_\_\_\_. But they won't go near the <sup>8</sup> \_\_\_\_\_. It's too hot.

Some people say that when the Earth is full, people will live on the <sup>9</sup> \_\_\_\_\_. There will be more <sup>10</sup> \_\_\_\_\_ to help with our mobiles and TVs.

1 Look and write.

Yes, she will.      No, she won't.

Tomorrow's trip to the waterfall

Remember:



Don't take:



- 1 Will Lizzy take her lunch box to school tomorrow?
- 2 Will she take her school bag?
- 3 Will she take her rain coat to school?
- 4 Will she wear her school shoes?
- 5 Will she wear her school uniform?
- 6 Will she take an umbrella?

Yes, she will.

---



---



---



---



---



---

2 Write *will* or *won't*.

Next Thursday, Philip <sup>1</sup> won't go to school as usual. Instead, he <sup>2</sup> \_\_\_\_\_ play in an important concert. Philip <sup>3</sup> \_\_\_\_\_ play the violin in the concert. He <sup>4</sup> \_\_\_\_\_ stand on a stage with other children and play music. He <sup>5</sup> \_\_\_\_\_ wear his normal school uniform. Instead, he <sup>6</sup> \_\_\_\_\_ wear black trousers and a white shirt.

Philip enjoys music, and hopes that, one day, he <sup>7</sup> \_\_\_\_\_ play the violin in a proper orchestra.



1 Read and circle the time markers. Put the pictures in the correct order.





We are planning our holiday to the beach. Tonight Dad will show us photos of the hotel where we will stay. We'll go to the shop to buy new swimsuits tomorrow. On Tuesday, I'll choose what to pack. I'll start packing in three days' time. Then, next week, we'll be at the beach! We'll come home from the holiday in two weeks' time. I can't wait!

2 Write where you will be at these times.

- 1 (Tonight) *Tonight, I will be* \_\_\_\_\_
- 2 (Four years' time) \_\_\_\_\_
- 3 (Tomorrow) \_\_\_\_\_
- 4 (Next school holiday) \_\_\_\_\_

Lesson Four Phonics and Spelling

1 Circle the correct spelling.




1 au aw or      2 au aw or      3 au aw or      4 au aw or      5 au aw or      6 au aw or

2 Write a sentence using each word.

- 1 (sauce) \_\_\_\_\_
- 2 (paw) \_\_\_\_\_
- 3 (straw) \_\_\_\_\_
- 4 (horse) \_\_\_\_\_

### Reading

1 Read the Class Book. Find and circle the words.



r	v	i	r	t	u	a	l	*	q	l	b
p	j	l	h	r	n	b	d	r	m	s	d
o	f	r	w	c	d	s	i	e	w	u	u
w	l	p	y	k	e	c	f	a	a	b	c
e	c	o	n	t	r	o	l	l	x	m	m
r	z	f	l	n	g	h	q	i	v	a	d
q	u	n	d	e	r	w	a	t	e	r	f
p	r	c	z	v	o	k	i	y	v	i	o
u	i	q	t	d	u	p	v	a	b	n	s
w	j	l	q	e	n	e	r	g	y	e	h
l	g	y	l	n	d	j	p	w	o	s	b
c	d	a	i	s	r	x	a	y	m	t	e

2 Write, using the words above.

- We power cars and other machines with fuel.
- Coral is an \_\_\_\_\_ plant.
- We can get \_\_\_\_\_ from the sun.
- There are \_\_\_\_\_ trains in big cities.
- You can \_\_\_\_\_ some computers with your voice.
- \_\_\_\_\_ are like boats that go under the sea.
- Doctors sometimes give us \_\_\_\_\_ to get well.
- We will visit places that are not real, using \_\_\_\_\_.

3 Read the Class Book. Write *Rob*, *Lara*, *Jim* or *Jasmine*.

- There will be cities under water. Rob
- Children won't go to school. \_\_\_\_\_
- People won't eat much fresh food. \_\_\_\_\_
- There will be very fast cars. \_\_\_\_\_
- Some houses will be underground. \_\_\_\_\_
- Computers will be very small. \_\_\_\_\_
- The world will be cleaner. \_\_\_\_\_



### Writing


1 Match the words to make compound nouns. Write the words.

- |         |          |                              |
|---------|----------|------------------------------|
| 1 motor | a market | _____                        |
| 2 bed   | b food   | _____                        |
| 3 super | c work   | _____                        |
| 4 play  | d room   | _____                        |
| 5 sea   | e ground | _____                        |
| 6 house | f boat   | _____ <u>motorboat</u> _____ |

2 Read and circle five compound nouns from Exercise 1.

#### What will life be like in 200 years' time?


In 200 years' time, there will be lots of buildings and people on Earth. The land will be very crowded, so I think people will build huge cities underwater (a). People will live in amazing underwater houses with glass walls (b). When we look out of our bedrooms or living rooms, we will see amazing fish and sea animals. There will be underwater playgrounds for us to swim in. I think we will travel in submarines to go to underwater shops and supermarkets (c). The submarines will turn into motorboats to take us to the land. There will be special equipment to help people breathe and walk underwater (d). Food will be different, too. I think people will eat lots of fresh fish and seafood, because it will be easy to catch fish underwater (e). We will have special swimming robots to do our shopping and our housework for us (f). Living underwater will be strange, but I think it will be lots of fun.



3 Read the notes. Match them with the sentences above.

- 1 people - live - underwater \_\_\_\_\_
- 2 robots - clean - house \_\_\_\_\_
- 3 travel - submarine \_\_\_\_\_
- 4 200 years - crowded - cities underwater a
- 5 people - eat - lots of fish and seafood \_\_\_\_\_
- 6 we - wear - special equipment - walk underwater \_\_\_\_\_

4 Read these notes. Then write two more ideas.



*Schools of the future*

*200 years' time ...*

- fewer teachers
- no books
- computers - video board - moving desks
- travel to school - flying cars
- virtual reality lessons
- download information from teacher - board
- \_\_\_\_\_
- \_\_\_\_\_



**My writing**

5 Now describe your own school of the future. Use the notes from Exercise 4.

---

---

---

---

---

---

---

---

---

---

---

---

---

---

---

---

---

---

---

---

---

---

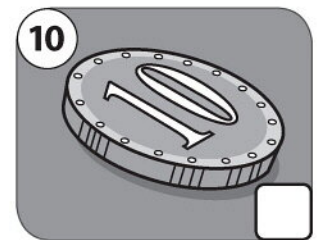



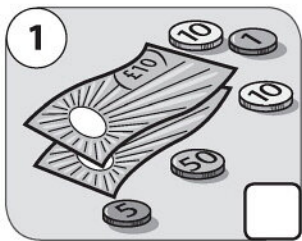
---

---

## Lesson One Words

1 Circle the correct words. Then match the words with the pictures.

- a **Passport** / **Luggage** is all the bags you take on holiday.  
 b Your **passport** / **departures** is a little book with your name, photo and information about where you are from.  
 c You use **money** / **magazines** to buy things from shops.  
 d You read a **suitcase** / **newspaper** to see what is happening in the world.  
 e When you are going on holiday, you go through **arrivals** / **departures** at the airport.  
 f When your plane lands, you go through **arrivals** / **departures**.  
 g You pack your holiday clothes into a big bag called a **coin** / **suitcase**.  
 h **Coins** / **Magazines** are money in the shape of circles.  
 i You can read a **passenger** / **magazine** at the airport before you get on the plane.  
 j A **suitcase** / **passenger** is a person who travels on a plane.



2 Write, using the words above.

We are at the airport and going on holiday. Dad is waiting in a line with our

1 luggage . We've got four 2 \_\_\_\_\_ and two bags. I'm looking at my  
 3 \_\_\_\_\_. The photo is very funny because I was only four at the time. My mum is  
 reading a 4 \_\_\_\_\_ to check the weather. My grandma is changing  
 5 \_\_\_\_\_ to spend on holiday. My sister wants to buy a 6 \_\_\_\_\_ in the shop.  
 She is counting her 7 \_\_\_\_\_. Soon we will go through 8 \_\_\_\_\_ to go to the  
 plane. I can see lots of 9 \_\_\_\_\_ getting off other planes. Then they come through  
 10 \_\_\_\_\_. When they see their family and friends, they look very happy.

1 Write **C** for countable words and **U** for uncountable words.

- 1 passenger c      2 money \_\_\_\_\_      3 time \_\_\_\_\_      4 magazine \_\_\_\_\_  
 5 coin \_\_\_\_\_      6 luggage \_\_\_\_\_      7 suitcase \_\_\_\_\_      8 food \_\_\_\_\_

2 Write questions with *How much* or *How many*.

1 (suitcase) How many suitcases have you got?  
 I've got three.



2 (money) \_\_\_\_\_  
 I've got £100. I want to change it.



3 (luggage) \_\_\_\_\_  
 We've got two suitcases and three bags.



4 (passport) \_\_\_\_\_  
 I've got three.



5 (food) \_\_\_\_\_  
 We've got four sandwiches and lots of fruit.



6 (magazine) \_\_\_\_\_  
 I've got two: one for you and one for me.

3 Write. much    many    lots of

"Hurry up," says Dad. "We haven't got <sup>1</sup> much time. The plane leaves in five minutes."  
 We all pick up our bags and suitcases. We've got <sup>2</sup> \_\_\_\_\_ luggage.  
 There are some trolleys, but you need coins to use them. Dad looks in his pocket.  
 "I haven't got <sup>3</sup> \_\_\_\_\_ money," he says. Luckily, Mum has got <sup>4</sup> \_\_\_\_\_ coins.  
 Then we run to the departure gate. When we get there, there aren't <sup>5</sup> \_\_\_\_\_  
 passengers. A man says, "Flight A387 will leave in two hours. Sorry for the delay."

## Lesson Three Grammar 2

### 1 Write *some* or *any*. Grammar Time page 127

**Boy** Have you got <sup>1</sup> any bread?

**Man** It's very late. We haven't got <sup>2</sup> \_\_\_\_\_ bread now. But we have got <sup>3</sup> \_\_\_\_\_ cakes.

**Mum** No, thank you. We don't want <sup>4</sup> \_\_\_\_\_ cakes.

**Boy** Have you got <sup>5</sup> \_\_\_\_\_ potatoes?

**Man** No. We haven't got <sup>6</sup> \_\_\_\_\_ now. But we have got <sup>7</sup> \_\_\_\_\_ carrots.

**Mum** OK. We'll have <sup>8</sup> \_\_\_\_\_ carrots, please.

**Boy** Have you got <sup>9</sup> \_\_\_\_\_ meat?

**Man** We haven't got <sup>10</sup> \_\_\_\_\_ meat. It's all gone.

But how about <sup>11</sup> \_\_\_\_\_ fish?

**Mum** No. We don't want <sup>12</sup> \_\_\_\_\_ fish.

Have you got <sup>13</sup> \_\_\_\_\_ cheese?

**Man** Yes, we have got <sup>14</sup> \_\_\_\_\_ cheese.

**Mum** Great! We'll have <sup>15</sup> \_\_\_\_\_, please.

**Boy** Have you got <sup>16</sup> \_\_\_\_\_ comics?

**Man** Yes, we have got <sup>17</sup> \_\_\_\_\_ comics.

Which one would you like?



## Lesson Four Phonics and Spelling

### 1 Read the words. Circle the correct end sound.

1 waited t id d

2 showed t id d

3 played t id d

4 tidied t id d

5 washed t id d

6 walked t id d

### 2 Write a sentence for each word.

1 (finished) \_\_\_\_\_

2 (painted) \_\_\_\_\_

3 (rained) \_\_\_\_\_

4 (walked) \_\_\_\_\_

5 (showed) \_\_\_\_\_

6 (waited) \_\_\_\_\_

### Reading

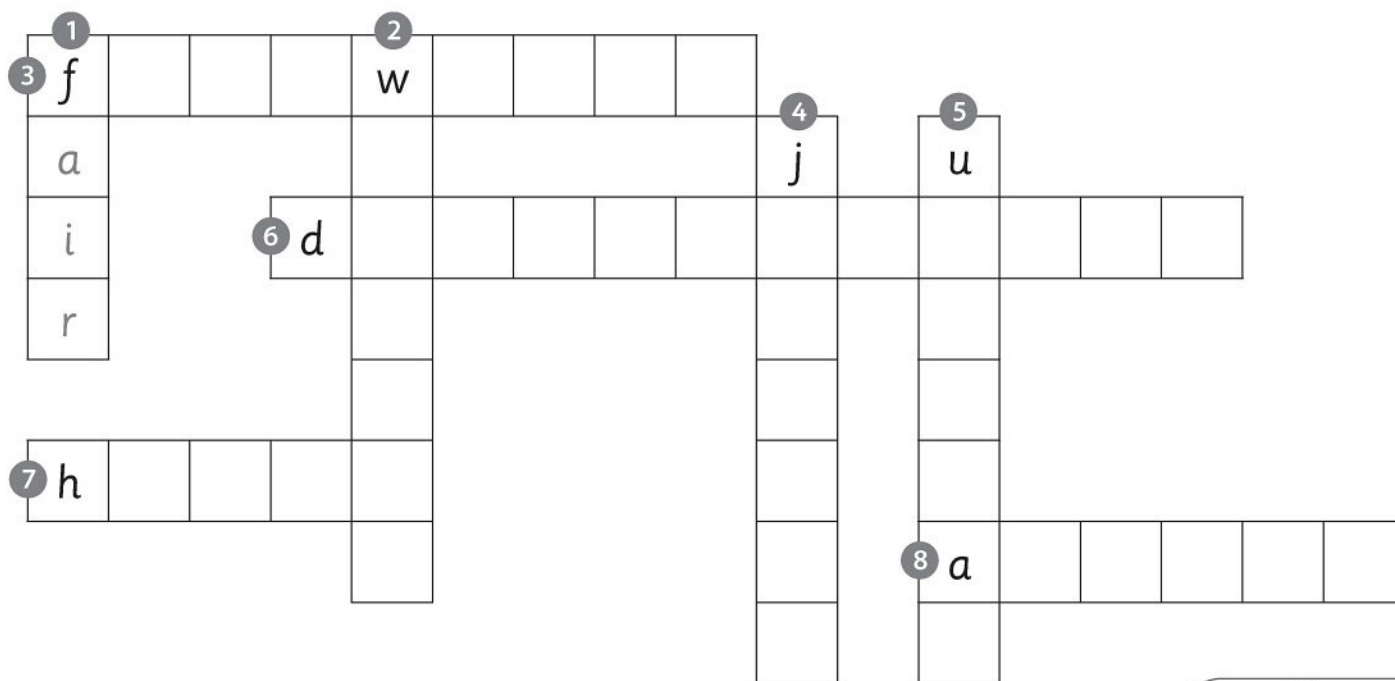
#### 1 Complete the crossword.

##### Down

- 1 At this place, there are rides and games.
- 2 You can blow this to make a loud noise. Trains have them.
- 4 The time when you are travelling from one place to another.
- 5 When something is different from what usually happens.

##### Across

- 3 These make colours and light in the sky.
- 6 You feel this if something isn't as good as you wanted.
- 7 You stay here when you go on holiday.
- 8 You get into bed, turn off the light and fall ...



#### 2 Read the Class Book. Match the questions and answers.

- 1 Where did they go for their holiday?  d
- 2 Did they fall asleep on the train?
- 3 Why did they wake up?
- 4 What time was it?
- 5 Were there any more trains?
- 6 When was the next train?
- 7 Where did they stay?
- 8 What was at the town?

- a 8 o'clock.
- b No.
- c At a hotel.
- d Cornwall.
- e Yes.
- f A festival and a fair.
- g They heard a whistle.
- h Tomorrow morning.



## Lesson Six

### Writing

- 1 Write the lines in the correct order.  
Draw a stamp in the correct place.

AL3 86B

Martha Lewis

Oxford

472 High Street

Martha Lewis

\_\_\_\_\_

\_\_\_\_\_

\_\_\_\_\_

- 2 Read the letter and write.

plane    pool    holiday    hospital  
beach    head    hotel

17 Cook Street  
London  
SW10 4EG  
31st August

Hi Susie,

Thanks for your letter. How are you? Did you have a good summer?

In the summer holidays, I went to the <sup>1</sup> beach with my family. We went by <sup>2</sup> \_\_\_\_\_. It was my first time and I was really excited. I loved it! We stayed in a <sup>3</sup> \_\_\_\_\_ near the beach. It was really hot and we swam in the <sup>4</sup> \_\_\_\_\_ and the sea every day. I liked the sea the most because of the waves. I tried surfing, but it was difficult.


It was a brilliant <sup>5</sup> \_\_\_\_\_, but there was one problem. My little brother Pete fell over by the pool and hurt his <sup>6</sup> \_\_\_\_\_. We had to go to the <sup>7</sup> \_\_\_\_\_. He cried a lot, but after two days he was OK and he started swimming again.

Did you go on holiday? Where did you go?

Please write soon and tell me all your news!

From,

Alisa



3 Write an alternative sentence.

I hope you are well    ~~Dear Alisa,~~    Best wishes, Susie.    Tell me your news.

- 1 Hi Alisa.      Dear Alisa, \_\_\_\_\_
- 2 How are you? \_\_\_\_\_
- 3 Write soon.    \_\_\_\_\_
- 4 From Susie.    \_\_\_\_\_



**My writing**

4 Write a reply to Alisa about *your* holiday or trip.

Write your address.

Write the date.

Write a greeting.

Answer Alisa's questions.

Write about your holiday or trip.

Where did you go?

When did you go?

How did you travel there?

What did you do / eat?

How was the weather?

Write about something that happened.

Write an end to the letter.

Write your name.

Large writing area with horizontal lines for the student to write their reply.